

Pupil Destinations – 2010

Powys



Map of Careers Wales Companies



FOREWORD

The Annual Destinations Survey provides statistical information and analysis of the destinations of school leavers who were in Years 11, 12 and 13/14 during the academic year 2009-2010.

Today's young people are faced with an increasingly complex range of choices and decisions and for this reason high quality, impartial careers guidance has never been more important.

We hope this report will assist all those involved in the planning and delivery of education, training and employment opportunities, as well as informing future school leavers of the choices available to them.



Ann Evans
Chief Executive

CONTENTS

Foreword _____	3
Introduction _____	4
Year 11 _____	5
Education _____	6
Work and Training _____	6
Ethnicity _____	6
5 Year Trends _____	7
Year 12 _____	8
Year 13/14 _____	9
All Company Data _____	10
Employment _____	10
Progression into Higher Education ____	10
Continuing Education _____	11
Definitions _____	12

INTRODUCTION

This report outlines the destinations of pupils from the **county of Powys** for the year 2010.

Careers Wales Mid Glamorgan and Powys covers a large and extremely diverse area. Where combined figures from the whole company area are of some value, we have provided comparative information which you should find useful.

In addition, you may wish to consult careerswales.com for similar reports from neighbouring Careers Wales companies.

Company Area

The Mid Glamorgan part of the company covers a significant area with Caerphilly in the east, Rhondda Cynon Taff wrapping around Cardiff and the Vale in the south and Bridgend in the west. The farthest point north is Merthyr Tydfil.

Much of Mid Glamorgan was traditionally made up of industrial, valley communities which have suffered from the decline in manufacturing and heavy industry over many years.

Powys, the largest county in Wales stretching from the borders of Wrexham and Gwynedd in the north to the Swansea Valley and Monmouthshire in the south, is a primarily rural area with all the associated benefits and difficulties.

We have analysed data on pupils who attended years 11, 12 and 13/14, including special schools. The data does not, however, include those attending college or independent schools.

It is based on a snap shot of the pupils' destinations on October 31st 2010.

The survey is conducted by all Careers Wales companies on behalf of the Welsh Assembly Government.

Destination information is collected through a variety of methods. Many young people register at their local careers centres but we also follow up significant numbers by phone, email and letters. In addition, information is provided by our partners in schools, colleges and learning providers as well as other agencies dealing with young people and their families.

We are grateful to all those who have assisted in the gathering of this information.

Headings used in the following pages are largely self-explanatory though the definitions at the end of the report may assist:

Figures may not always total exactly 100% due to rounding up/down.

For further information, comments, further copies of this report or if you would like a copy in Welsh please contact:

Sally Knock, Support Services Manager
or

Julian Howe, Support Services Information,
Research & Administrative Assistant
Careers Wales Mid Glamorgan & Powys,
Castle House, Southern Road,
Caerphilly CF83 1LH

Tel: 029 2085 7940

Email: information&marketing@cwmgp.co.uk

Year 11 Powys Pupil Destinations 2010

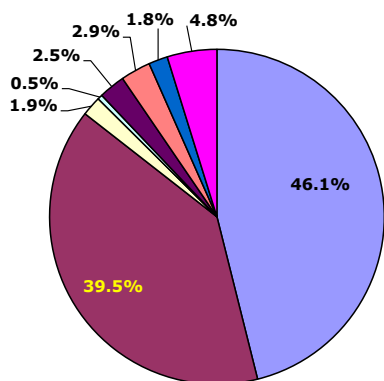
- 1688 in the cohort.
- There has been an increase of 2.3% in the population of Year 11 since last year.
- The cohort is made up of 51% males and 49% females, the same percentages as in 2009.

Education

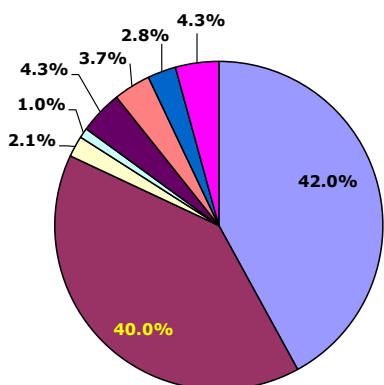
- The majority of school leavers – 85.5% – remained in full time education. This is a slight decrease from last year’s peak of 86.5%. (See also **5 Year Trends**.)
- Females represent a higher percentage of those continuing in education than males. 88.9% of girls continued, compared to 82% of boys. The gap is wider than in 2009 - 88.2% and 85%.
- Of those who continued in full-time education, 53.9% continued in school with 46.1% attending full-time college courses. The percentages are similar to this in 2008.

YEAR 11 POWYS PUPIL DESTINATIONS

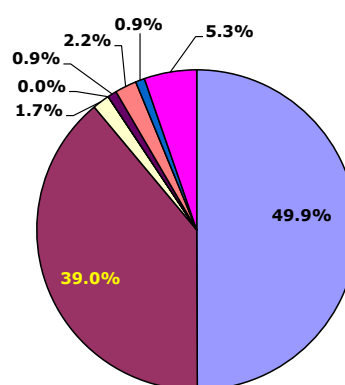
	Male	Female	Total
Full-Time Education - School	345	433	778
Full-Time Education - College	328	338	666
WBT - Non Employed Status	17	15	32
WBT - Employed Status	8	0	8
Employed	35	8	43
Not in Education, Employment, or Training	30	19	49
No Response To Survey	23	8	31
Left The Area	35	46	81
Total	821	867	1688



Total



Males



Females

Year 11 Powys Pupil Destinations 2010

Work and Training

- 1.9% of the cohort entered non-employed work based training, a slight decrease from 2.1% last year.
- Only 8 pupils entered WBT with employed status (including Apprenticeships), down from 11 the previous year.
- There was an increase in the numbers entering other employment from 32 young people in 2009 to 43 in 2010. This is the lowest figure across the company area.
- Boys made up a significant majority of those entering WBT and employment, representing 72.3% of the total overall.
- At the time of the survey, 2.9% were not in education, employment or training (NEET), up from 2.1% in 2009. This is the lowest figure across the company area.
- Overall, 1.8% did not respond to the survey, an improvement on 2009 reducing the figure from 35 to 31.

Ethnicity (All Company Data)

- Figures for Year 11 clients selecting an ethnic group show: 87.9% (78.3% in 2009) consider themselves White British, White Irish or White Other; 10.6% (20.7% in 2009) selected no ethnic group, and 1.5% (1.0% in 2009) selected other minority ethnic groups.

Year 11 Powys Pupil Destinations 2010

5 YEAR TRENDS

- The total Year 11 cohort is 1688, little changed from 1682 in 2006. *The general trend across the rest of the company is a decrease over the last few years.*

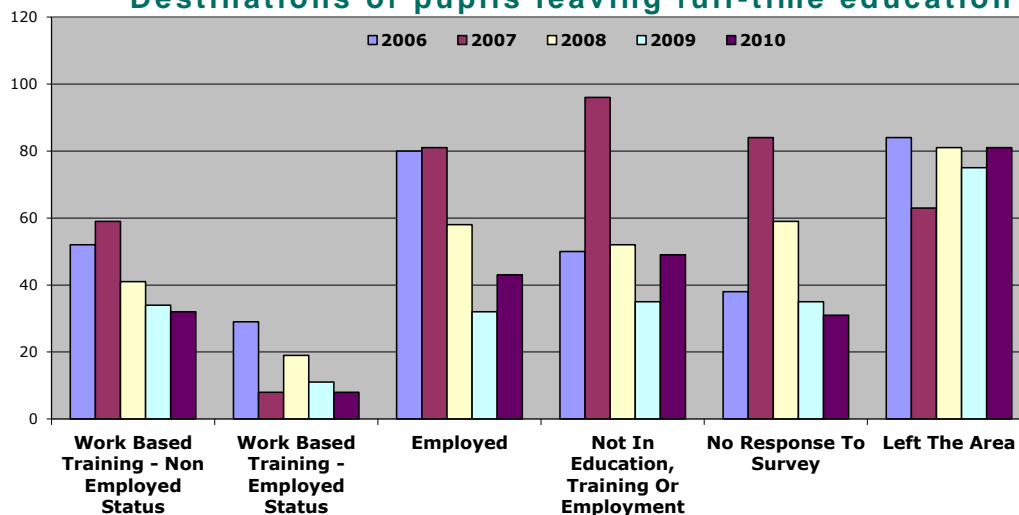
- The percentage of young people staying in education is noticeably higher than in 2006.

2006	2007	2008	2009	2010
80.2%	78.4%	82.1%	86.5%	85.5%

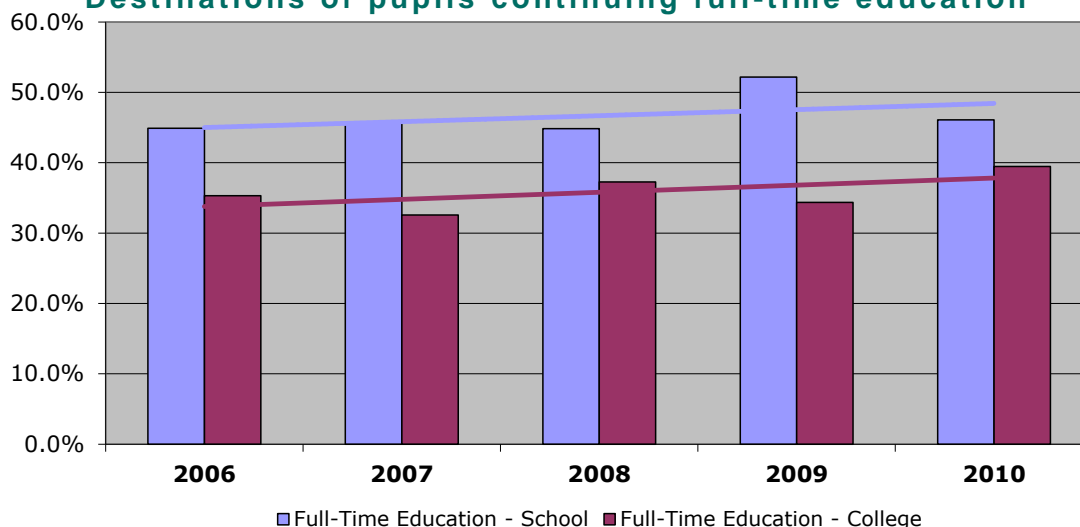
- The Education Maintenance Allowance was introduced in 2004/2005 and may have influenced staying-on rates over the last few years.

- Following a peak in 2006 of 81, the number entering WBT has fallen by over 50% to 40.
- The number entering employment has steadily decreased from 80 in 2006 to this year's figure of 43, only 54% of the 2006 figure.
- Girls have consistently represented the greatest percentage of those continuing in full-time education and conversely boys have continued to be much more likely to enter work or training.

Destinations of pupils leaving full-time education



Destinations of pupils continuing full-time education



Year 12 Powys Pupil Destinations 2010

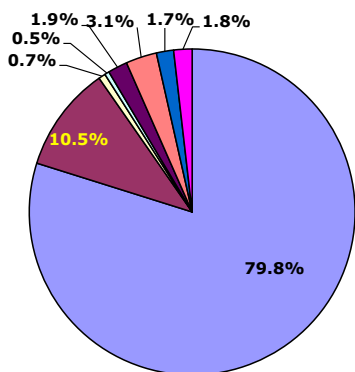
- 878 in the cohort.
- The overwhelming majority – 90.3% of pupils - continued in full-time education following Year 12. Of those that continued, 52% were female and 48% male, the same as in 2009.
- Most pupils who continue in full-time education beyond Year 11 will continue for at least two years.
- 10.5% left school after Year 12 to continue their education in college. This

may reflect to some extent the nature of the Year 12 course studied.

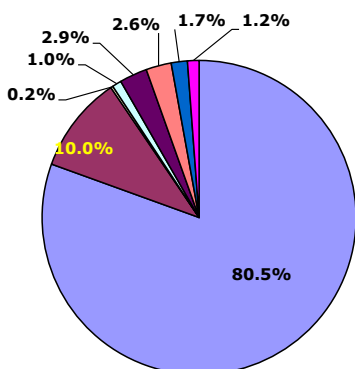
- There was a similar percentage of Year 12 leavers entering employment to Year 11, 1.9% and 2.5% respectively.
- Of the remainder, 1.1% entered WBT, 3.1% were known not to be in employment, training or education (NEET) and a further 3.5% had not responded to the survey or had left the area.

YEAR 12 POWYS PUPIL DESTINATIONS

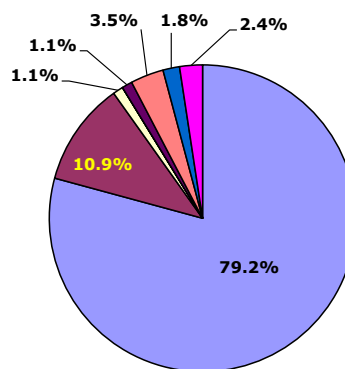
	Male	Female	Total
Full-Time Education - School	339	362	701
Full-Time Education - College	42	50	92
WBT - Non Employed Status	1	5	6
WBT - Employment Status	4	0	4
Employed	12	5	17
Not in Education, Employment, or Training	11	16	27
No Response To Survey	7	8	15
Left The Area	5	11	16
Total	421	457	878



Total



Males



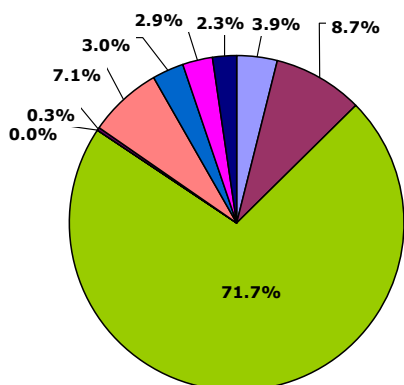
Females

Year 13/14 Powys Pupil Destinations 2010

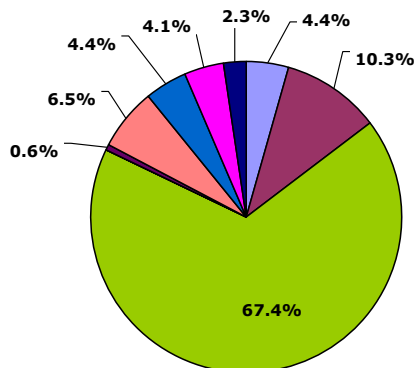
- 690 in the cohort
- 84.3% of these students continued in some form of full-time education, down from 87.7% in 2009.
- 71.7% of the total cohort progressed onto higher education including a small percentage on a Gap year. It is worth noting that this is a significantly higher percentage of this group progressing to HE than in any other part of the company area. (See Page 10 for some comparative tables)
- Of those attending higher education, 53.5% were female and 46.5% male.
- 12.6% of the total cohort continued in school or college education.
- 7.4% of the group entered the labour market, the overwhelming majority entering employment rather than training.
- Of the remainder, 3.0% were known not to be in education, work or training and 5.2% did not respond at the time of the survey or are known to have left the area. Both percentages nearly twice those in 2009.

YEAR 13/14 POWYS PUPIL DESTINATIONS

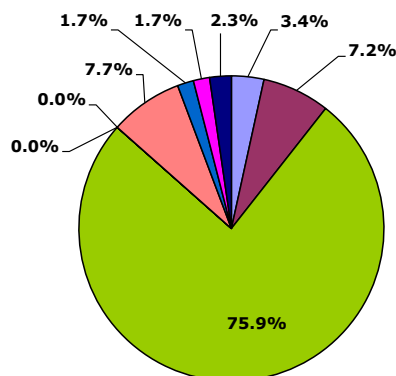
	Male	Female	Total
Full-Time Education - School	15	12	27
Full-Time Education - College	35	25	60
Full-Time Education - HE including Gap Year	230	265	495
WBT - Non Employed Status	0	0	0
WBT - Employment Status	2	0	2
Employed	22	27	49
Not in Education, Employment, or Training	15	6	21
No Response To Survey	14	6	20
Left The Area	8	8	16
Total	341	349	690



Total



Males



Females

All Company Data Destinations 2010

Employment

- Just under 3% of young people surveyed **across the unitary authorities (including Caerphilly East) covered by the company** entered employment or employed status WBT. This compares with 3.03% in 2009. In all, 556 school leavers went into employment this year, almost the same as in 2009 (554).
- In the 16-18 age group, 4.02% of boys entered employment compared with only 2% of girls; in 2009 the respective figures were 3.71% and 2.38%.
- Boys made up 66.6% of the total employed.

Progression into Higher Education

The following table shows the 2010 Year 13/14 pupils who progressed to Higher Education through school as a percentage of the **2008 Year 11** cohort. While this table does not include all those entering HE (college/mature entrants are not included), it does show some significant differences between progression rates from different unitary authorities.

	HE including Gap Year		
	Male	Female	Total
Bridgend	20.8%	28.4%	24.4%
Caerphilly West	17.5%	28.9%	23.3%
Merthyr	17.9%	23.9%	20.9%
Powys	25.6%	31.9%	28.6%
RCT	21.9%	30.2%	25.8%
Company	21.4%	29.4%	25.2%

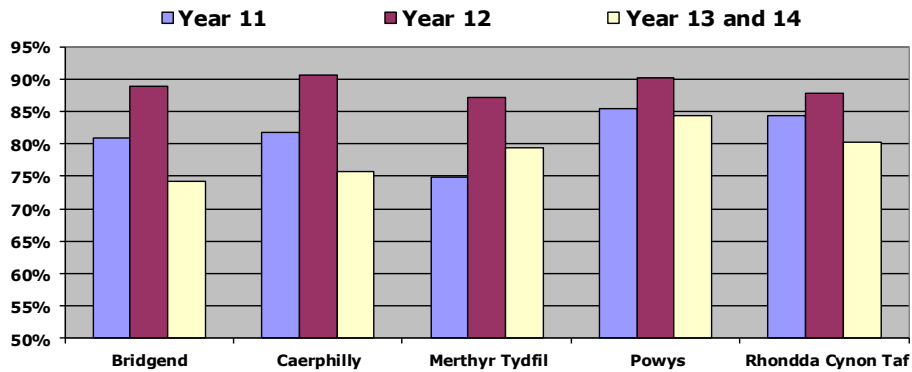
- The differentiated experience between male and females is marked.
- Girls consistently outnumber boys in those who continue in to Higher Education. They represent a significantly higher percentage of HE entrants than boys but the percentage difference is slightly less than in 2009.
- On average the percentage of girls entering HE is 8% more than boys.

All Company Data Destinations 2010

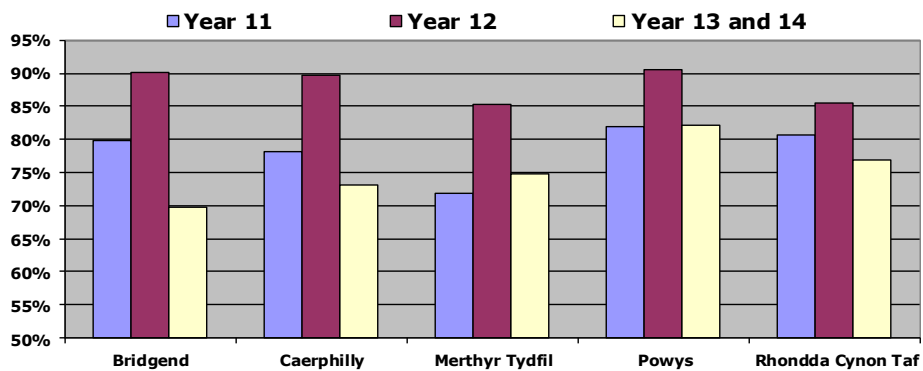
Continuing Education

The following charts show the **percentage** of pupils in each cohort who continued in any type of full-time education i.e. school, college or university. Figures are from across all company unitary authority areas.

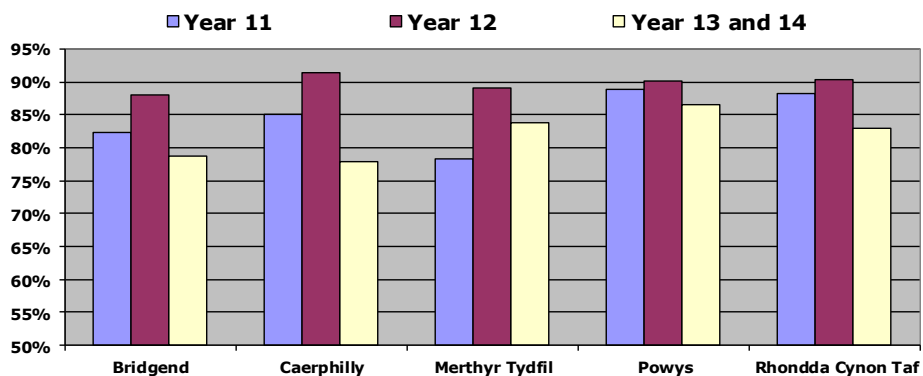
Total



Male



Female



We hope you have found this analysis useful.

Should you require any more detailed information, please contact Information & Marketing (information&marketing@cwmgp.co.uk).

Definitions for Pupil Destinations 2010

DEFINITIONS

WBT – Work Based Training

Government sponsored training programmes.

This includes Skillbuild, Foundation Apprenticeships and Apprenticeships.

WBT non-employed status

Young people on the above programmes who are in receipt of a training allowance.

WBT employed status

Young people on the above programmes who also have a contract of employment.

It includes all those on Apprenticeships.

Employed

In employment with no involvement in government sponsored training (but may include informal or in-house training).

Not in education, employment or training

Those registered with Careers Wales for support to find a placement in education, employment or training.

Those available for work, training or education but not registered with Careers Wales.

Those not available for work, training or education e.g. pregnant, carer, in custody, ill health.

Left the area

Known to have left the local area, but not necessarily Wales.

No response

Did not respond to our enquiries.