

Careers Wales Mid Glamorgan & Powys



# Pupil Destinations 2008

Powys



[www.careerswales.com](http://www.careerswales.com)

## FOREWORD

The Annual Destinations Survey provides statistical information and analysis of the destinations of school leavers who were in Years 11, 12 and 13/14 during the academic year 2007-2008.

Today's young people are faced with an increasingly complex range of choices and decisions and for this reason high quality, impartial careers guidance has never been more important.

We hope this report will assist all those involved in the planning and delivery of education, training and employment opportunities, as well as informing future school leavers of the choices available to them.



Ann Evans  
Chief Executive

## CONTENTS

Foreword _____	2
Introduction _____	3
Year 11 _____	4
Education _____	4
Work and Training _____	5
Ethnicity _____	5
5 Year Trends _____	6
Year 12 _____	7
Year 13/14 _____	8
All Company Data _____	9
Occupations _____	9
Continuing Education _____	10
Definitions _____	11

## INTRODUCTION

This report outlines the destinations of pupils from the **county of Powys** for the year 2008.

Careers Wales Mid Glamorgan and Powys covers a large and extremely diverse area. Where combined figures from the whole company area are of some value, we have provided comparative information which you should find useful.

In addition, you may wish to consult [careerswales.com](http://careerswales.com) for similar reports from neighbouring Careers Wales companies.

### Company Area

The Mid Glamorgan part of the company covers a significant area with Caerphilly in the east, Rhondda Cynon Taff wrapping around Cardiff and the Vale in the south and Bridgend in the west. The farthest point north is Merthyr Tydfil.

Much of Mid Glamorgan was traditionally made up of industrial, valley communities which have suffered from the decline in manufacturing and heavy industry over many years.

Powys, the largest county in Wales stretching from the borders of Wrexham and Gwynedd in the north to the Swansea Valley and Monmouthshire in the south, is a primarily rural area with all the associated benefits and difficulties.

We have analysed data on pupils who attended years 11, 12 and 13/14, including special schools. The data does not, however, include those attending college or independent schools.

It is based on a snap shot of the pupils' destinations on October 31<sup>st</sup> 2008.

The survey is conducted by all Careers Wales companies on behalf of the Welsh Assembly Government.

Destination information is collected through a variety of methods. Many young people register at their local careers centres but we also follow up significant numbers by phone, email and letters. In addition, information is provided by our partners in schools, colleges and learning providers as well as other agencies dealing with young people and their families.

We are grateful to all those who have assisted in the gathering of this information.

Headings used in the following pages are largely self-explanatory though the definitions at the end of the report may assist:

Figures may not always total exactly 100% due to rounding up/down.

For further information, comments, further copies of this report or if you would like a copy in Welsh please contact:

**Sally Knock**, Information & Marketing Manager  
or

**Julian Howe**, Information & Research Assistant  
Careers Wales Mid Glamorgan & Powys,  
Castle House, Southern Road,  
Caerphilly CF83 1LH

Tel: 029 2085 7940

Email: [information&marketing@cwmgp.co.uk](mailto:information&marketing@cwmgp.co.uk)

# Year 11 Powys Pupil Destinations 2008

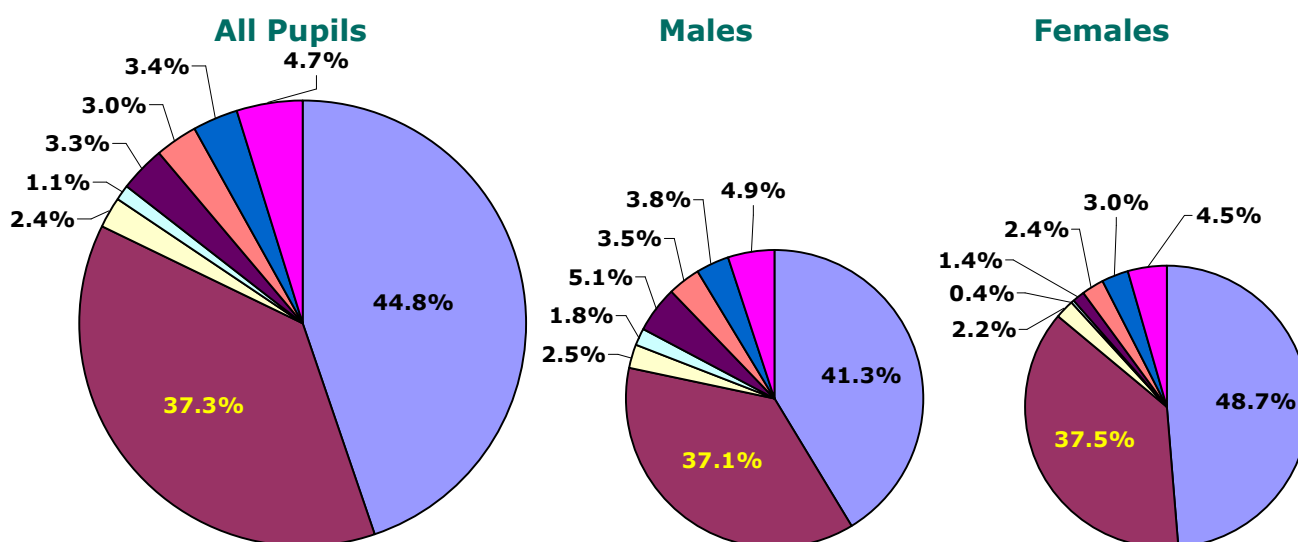
- 1733 in the cohort.
- There has been a decrease of 4.1% in the population of Year 11 since last year.
- The cohort is made up of 52% males and 48% females, the same as in 2007.

## Education

- The majority of school leavers – 82% – remained in full time education. This shows an increase from last year’s figure of 78.4% but the figure has remained around the 80% mark over the last 5 years. (See also **5 Year Trends**)
- In spite of the falling number of females in the cohort, they still represent a higher percentage of those continuing in education than males. 86.1% of girls continued, compared to 78.4% of boys.
- Overall, of those who continued in **full-time education**, 54.6% continued in school with 45.4% attending full-time college courses. In 2007, the figures in 2007 were 58.4% and 41.6% respectively.

### YEAR 11 POWYS PUPIL DESTINATIONS

	Male	Female	Total
Full-Time Education - School	373	404	777
Full-Time Education - College	335	311	646
WBT - Non Employed Status	23	18	41
WBT - Employed Status	16	3	19
Employed	46	12	58
Not in Education, Employment, or Training	32	20	52
No Response To Survey	34	25	59
Left The Area	44	37	81
<b>Total</b>	<b>903</b>	<b>830</b>	<b>1733</b>



## Year 11 Powys Pupil Destinations 2008

### **Work and Training**

- 2.4% of the cohort entered non-employed work based training, which is down from 3.3% last year.
- Only 1.1% entered WBT with employed status (19 pupils including Modern Apprenticeships), up from 0.4% the previous year (8 pupils).
- There was a decrease in the numbers entering other employment from 81 young people in 2007 to 58 in 2008.
- Boys made up a significant majority of those entering WBT and employment, representing 72% of the total overall.
- Most boys entered work or training in engineering and construction whilst girls continued to enter service industries such as hairdressing, childcare and administrative work.
- At the time of the survey, 3.0% were not in education, employment or training (NEET), down from 5.3% in 2007.
- Overall, 3.4% did not respond to the survey, an improvement on 2007 reducing the figure from 84 to 59.

### **Ethnicity (All Company Data)**

- Figures for Year 11 clients selecting an ethnic group show: 81.3% consider themselves White British, White Irish or White Other; 17.9% selected no ethnic group, and 0.8% selected other minority ethnic groups.

# Year 11 Powys Pupil Destinations 2008

## 5 YEAR TRENDS

- The total Year 11 cohort is 1733, an increase of 4.8% since 2004. *The general trend across the rest of the company is a decrease over the last few years.*

- The percentage of young people staying in education is the same as in 2004.

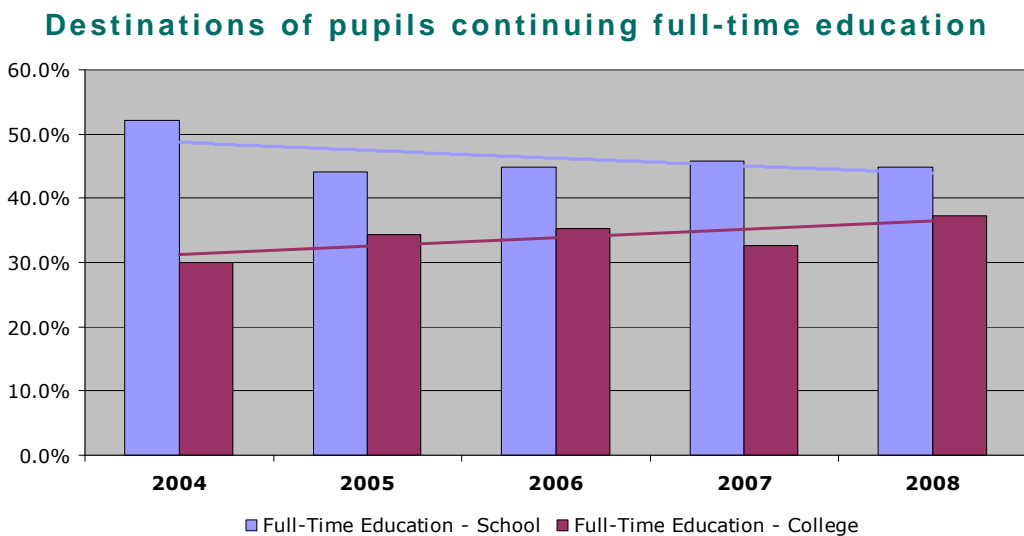
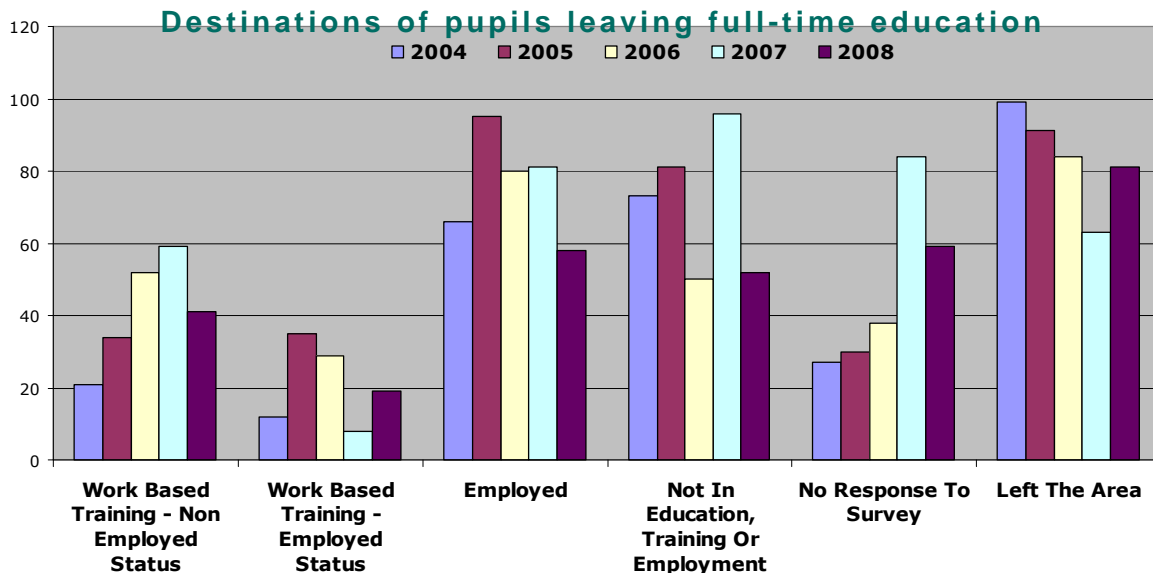
2004	2005	2006	2007	2008
82%	78%	80%	78%	82%

- The Education Maintenance Allowance was introduced in 2004/2005 and may have influenced staying-on rates over the last few years.

- Following a peak in 2006 of 81, the number entering WBT has fallen by 26% to 60.

- The number entering employment has steadily decreased from a high of 95 in 2005 to this year's figure of 58, *only 39% of the 2005 figure.*

- Girls have consistently represented the greatest percentage of those continuing in full time education and conversely boys have continued to be much more likely to enter work or training.

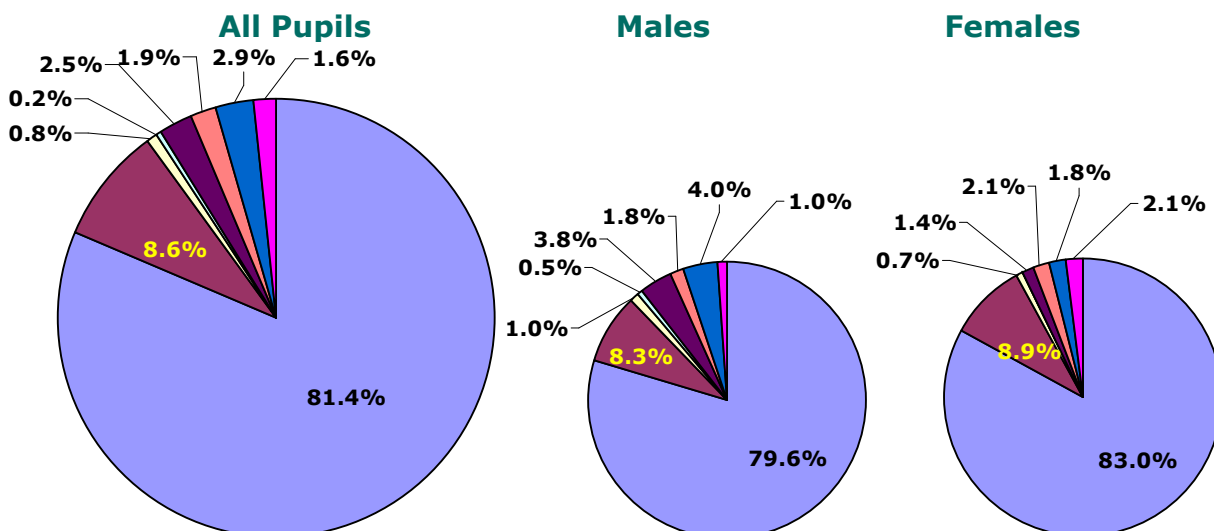


# Year 12 Powys Pupil Destinations 2008

- 833 in the cohort.
- The overwhelming majority - 90% of pupils - continued in full-time education following Year 12. Of those that continued, 53% were female and 47% male.
- The figures make it clear that most pupils who continue in full-time education beyond Year 11 will continue for at least two years.
- 8.6% left school after Year 12 to continue their education in college. This may reflect to some extent the nature of Year 12 course studied.
- There was a similar percentage of Year 12 leavers entering employment to Year 11, 2.5% and 2.6% respectively.
- Of the remainder, 1% entered WBT, 1.9% were known not to be in employment, training or education (NEET) and a further 4.5% had not responded to the survey or had left the area.

## YEAR 12 POWYS PUPIL DESTINATIONS

	Male	Female	Total
Full-Time Education - School	316	362	678
Full-Time Education - College	33	39	72
WBT - Non Employed Status	4	3	7
WBT - Employment Status	2	0	2
Employed	15	6	21
Not in Education, Employment, or Training	7	9	16
No Response To Survey	16	8	24
Left The Area	4	9	13
<b>Total</b>	<b>397</b>	<b>436</b>	<b>833</b>

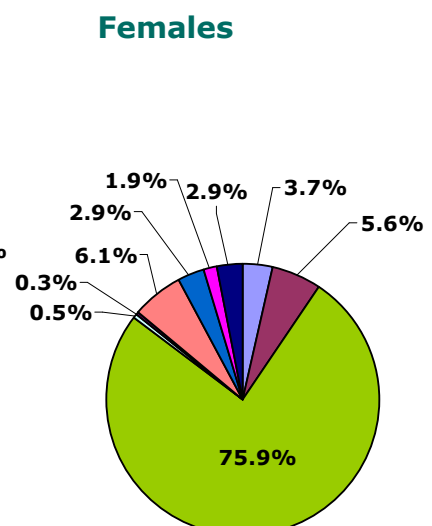
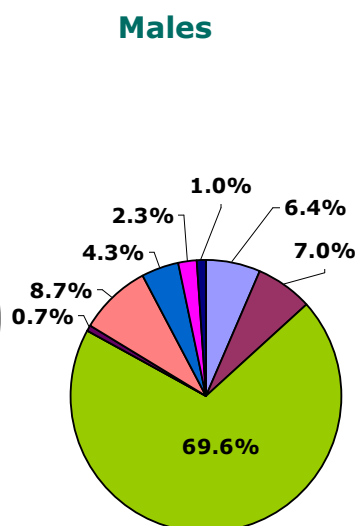
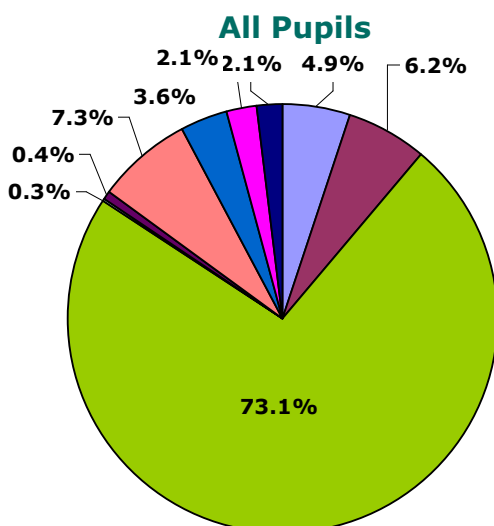


# Year 13/14 Powys Pupil Destinations 2008

- 673 in the cohort
- 84.2% of these students continued in some form of full-time education.
- 73.1% of the total cohort progressed onto higher education including a small percentage on a Gap year. It is worth noting that this is a significantly higher percentage of this group progressing to HE than in any other part of the company area. (See Page 10 for some comparative tables)
- Of those attending higher education, 58% were female and 42% male.
- 11.1% of the total cohort continued in school or college education.
- 8% of the group entered the labour market, the overwhelming majority entering employment rather than training.
- Of the remainder, 3.6% were known not to be in education, work or training and 4.2% did not respond at the time of the survey or are known to have left the area.

## YEAR 13/14 POWYS PUPIL DESTINATIONS

	Male	Female	Total
Full-Time Education - School	19	14	33
Full-Time Education - College	21	21	42
Full-Time Education - HE including Gap Year	208	284	492
WBT - Non Employed Status	0	2	2
WBT - Employment Status	2	1	3
Employed	26	23	49
Not in Education, Employment, or Training	13	11	24
No Response To Survey	7	7	14
Left The Area	3	11	14
<b>Total</b>	<b>299</b>	<b>374</b>	<b>673</b>





# All Company Data Destinations 2008

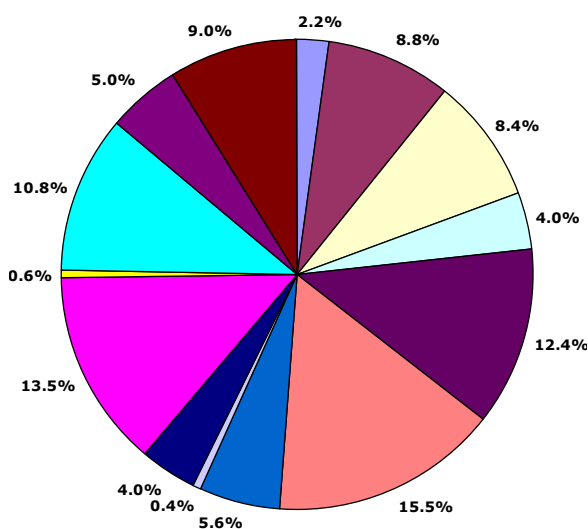
## Occupations

- Overall, less than 5% of the total number of young people surveyed **across the unitary authorities covered by the company** had an “employed” destination. We have, therefore, combined the information from across the company area to give a more comprehensive picture of occupations being entered by young people.
- Boys are more likely to enter the labour market between 16 and 18 than girls. They made up 60% of the total. It is worth noting, however, that **75%** of labour market entrants, immediately after Year 11, were boys.
- Career choices still reflect what are perceived to be stereotypical routes. However, these figures represent a very small percentage of the total cohort. It is problematic therefore, to draw any conclusions about the subsequent career choices of the rest of the group involved in this survey.

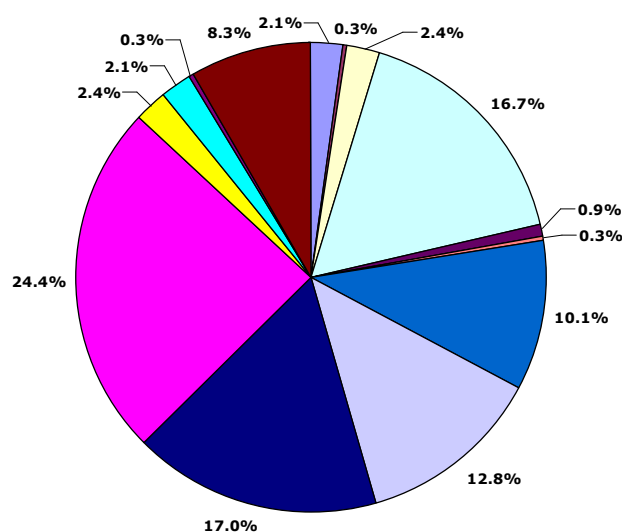
### Combined Employment Destinations Years 11, 12, 13 and 14

SOC 2000	Description	Male	Female	Total
11	Managers	11	7	18
31	Science & Technical Associate Professionals	44	1	45
33	Protective Service Occupations	42	8	50
41	Administrative Occupations	20	56	76
52	Skilled Metal & Electrical Trades	62	3	65
53	Skilled Construction & Building Trades	78	1	79
54	Textile, Printing & Other Skilled Trades	28	34	62
61	Caring Personal Service Occupations	2	43	45
62	Leisure & Other Personal Service Occupations	20	57	77
71	Sales Occupations	68	82	150
72	Customer Service Occupations	3	8	11
81	Process Plant & Machine Operatives	54	7	61
91	Elementary Trades, Plant & Storage Related Occupations	25	1	26
92	Elementary Administration & Service Occupations	45	28	73
<b>Total</b>		<b>502</b>	<b>336</b>	<b>838</b>

Males



Females

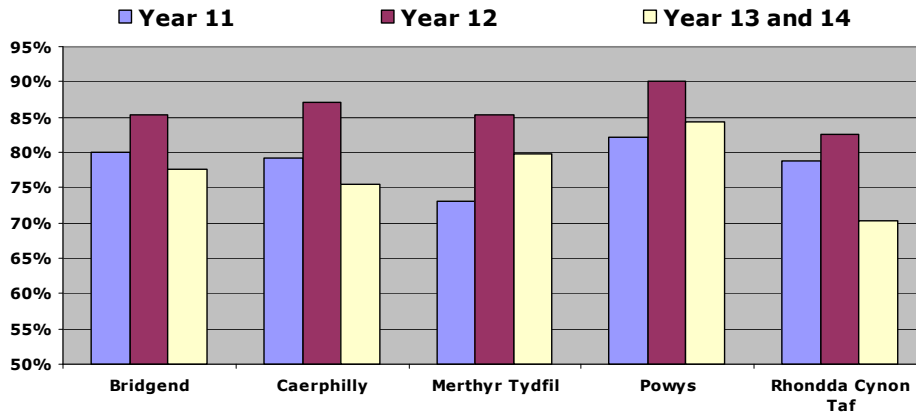


# All Company Data Destinations 2008

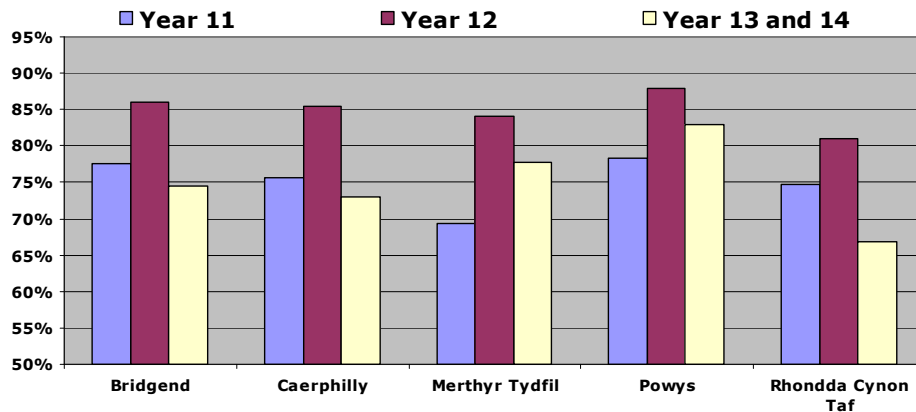
## Continuing Education

The following charts show the **percentage** of pupils in each cohort who continued in any type of education (school, college and university) i.e. Year 13/14 destinations are not only those progressing to HE but those still in school or college. Figures are from across all company unitary authority areas.

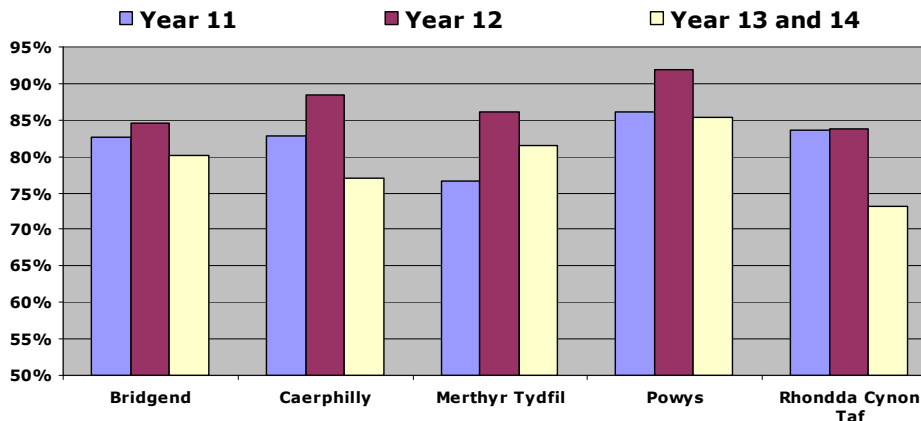
### Total



### Male



### Female



We hope you have found this analysis useful.

Should you require any more detailed information, please contact Information & Marketing ([information&marketing@cwmgp.co.uk](mailto:information&marketing@cwmgp.co.uk)).

## DEFINITIONS

### WBT – Work Based Training

- *Government sponsored training programmes.*
- *This includes Skillbuild, Foundation Modern Apprenticeships and Modern Apprenticeships.*

### WBT non-employed status

- *Young people on the above programmes who are in receipt of a training allowance.*

### WBT employed status

- *Young people on the above programmes who also have a contract of employment.*
- *It includes all those on Modern Apprenticeships.*

### Employed

- *In employment with no involvement in government sponsored training (but may include informal or in-house training).*

### Not in education, employment or training

- *Those registered with Careers Wales for support to find a placement in education, employment or training.*
- *Those available for work, training or education but not registered with Careers Wales.*
- *Those not available for work, training or education e.g. pregnant, carer, in custody, ill health.*

### Left the area

- *Known to have left the local area, but not necessarily Wales.*

### No response

- *Did not respond to our enquiries.*