



The Vale of Glamorgan

Pupil Destinations 2008

Noddir gan
Lywodraeth Cynulliad Cymru
Sponsored by
Welsh Assembly Government



INVESTOR IN PEOPLE
BUDDSODDWR MEWN POBL



Foreword

The Annual Destinations Survey provides statistical information and analysis of the destinations of school leavers who were in Years 11, 12 and 13/14 during the academic year 2007-2008.

Today's young people are faced with an increasingly complex range of choices and decisions and for this reason high quality, impartial careers guidance has never been more important.

We hope this report will assist all those involved in the planning and delivery of education, training and employment opportunities, as well as informing future school leavers of the choices available to them.



Mark Freeman
Chief Executive

For further information or comments please contact:

Clare Winnan
Business Manager
Careers Wales Cardiff and Vale
49 Holton Road, Barry CF63 4HF
Tel: 01446 410600
Email: clare.winnan@cardiffandvale.org.uk

For further copies of this report or if you would like a copy in Welsh please contact:

I gael mwy o gopiâu o'r adroddiad hwn neu os hoffech gopi Cymraeg cysylltwch â:

Lisa Blakeley
Marketing Assistant
Careers Wales Cardiff and Vale
53 Charles St, Cardiff CF10 2GD
Tel: 029 2090 6700
Email: lisa.blakeley@cardiffandvale.org.uk

Introduction

This report is based on the destinations of over 3000 pupils attending secondary schools in the Vale of Glamorgan. Pupils from special schools are included in the survey but those from colleges and independent schools are not. It is a snapshot of their destinations on the 31st October 2008. The survey is conducted by Careers Wales on behalf of the Welsh Assembly Government. National and other Careers Wales company reports can be found at www.careerswales.com

Every effort is made to establish the destination of all pupils included in the survey. This includes phone calls, letters, emails and home visits. We are grateful to all our staff involved in the gathering and recording of data. We also wish to acknowledge the assistance given by local partners including schools, colleges, training providers and other agencies, as well as young people themselves.

Definitions

Headings used in the following pages are largely self explanatory though the following may assist:

WBT – Work Based Training - Government sponsored training programmes. This includes Skillbuild, Foundation Modern Apprenticeships and Modern Apprenticeships.

WBT non employed status - Young people on the above programmes who are in receipt of a training allowance.

WBT employed status - Young people on the above programmes who also have a contract of employment. Includes all those on Modern Apprenticeships.

Employed - In employment with no involvement in government sponsored training (but may include informal or in-house training.)

Not in education, employment or training

Includes:

- those registered with Careers Wales for support to find a placement in education, employment or training.
- those available for work, training or education but who are not registered with Careers Wales.
- those not available for work, training or education e.g. pregnant, carer, in custody, ill health.
- those undertaking part time study

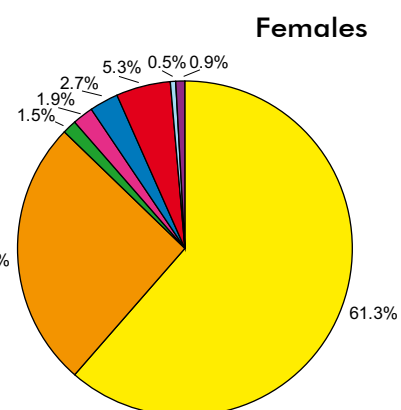
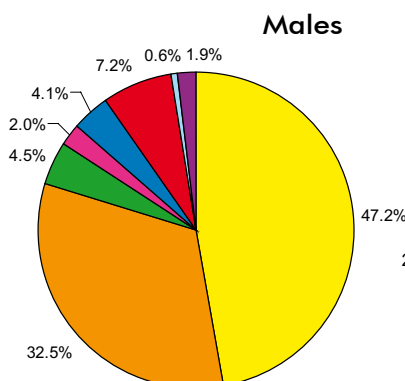
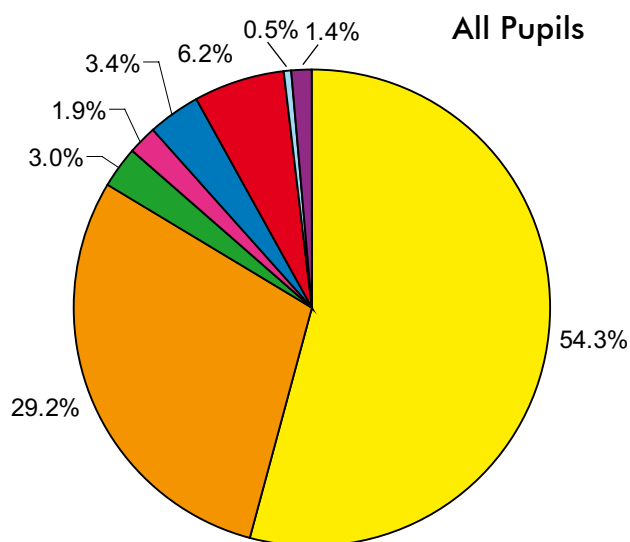
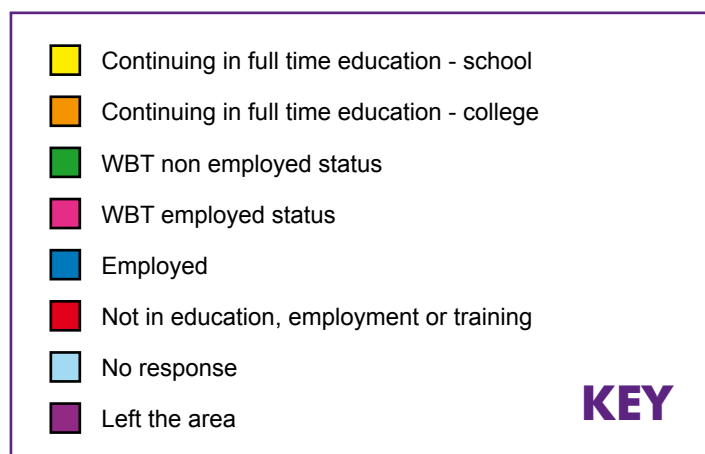
Left the area – known to have left the local area, but not necessarily Wales.

No response - Did not respond to our enquiries.

Figures may not always total exactly 100% due to rounding up/down.

YEAR 11

	Male	Female	Total
Full-time education - school	402	522	924
Full-time education - college	277	220	497
WBT non employed status	38	13	51
WBT employed status	17	16	33
Employed	35	23	58
Not in education, employment or training	61	45	106
No response	5	4	9
Left the area	16	8	24
Total	851	851	1702



- The cohort was made up of exactly equal numbers of males and females. We have established a destination for all but nine of them.

Education

- The majority of statutory school leavers (83.5 %) remained in full time education – 3.5% higher than 2007.
- More females than males opted to remain in education – 87% of girls and 80% of boys. The gender gap decreased by 1.5% compared to last year.
- Of those remaining in full time education, 65% entered a school sixth form and 35% went to college. These figures are very similar to the last two years.

Work and Training






- 5% entered work based training which is the same as last year. Males accounted for two thirds of those in training.
- Three quarters of those entering training without employed status undertook preparatory training i.e. at NVQ level 1 or below.
- 3.4% entered employment which is 1.4% less than last year. As with training, boys were more likely to choose this option than girls.
- Occupational choices remain largely stereotypical with males accounting for all those known to be working or training in the engineering, motor vehicle and construction sectors and girls predominating in sales and personal services occupations which include hairdressing, childcare and other caring work.

NEET / Unknown

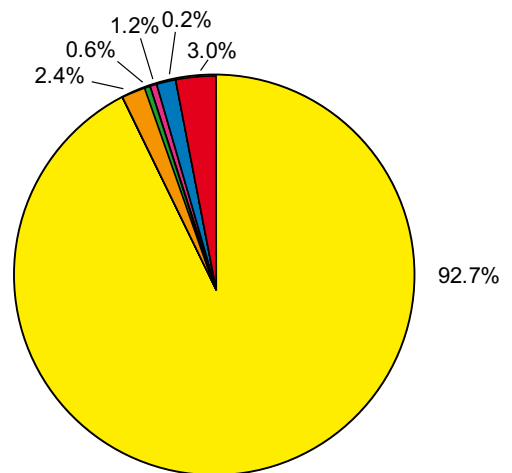
- 6.2% were not in education, employment or training (NEET) at the time of the survey compared to 6.8% in 2007. Males make up 57% of the NEET group.
- Of this group, 53% were registered with Careers Wales as actively seeking employment or training - 14% more than in 2007.
- 12 individuals in the NEET group were unable to enter EET due to illness, custody, pregnancy etc.
- Only 0.5% did not respond to the survey, a 1.5% decrease compared to last year.

2008 Pupil Destinations • Vale of Glamorgan

Ethnicity

	White (White British, White Irish, White Other)
	Mixed (Mixed White & Black Caribbean, Mixed White & Black African, Mixed White and Asian, Mixed Other)
	Black (Caribbean, African, Black Other)
	Asian (Indian, Pakistani, Bangladeshi, Chinese, Asian Other)
	Other Ethnic Group
	No information on Ethnicity

KEY

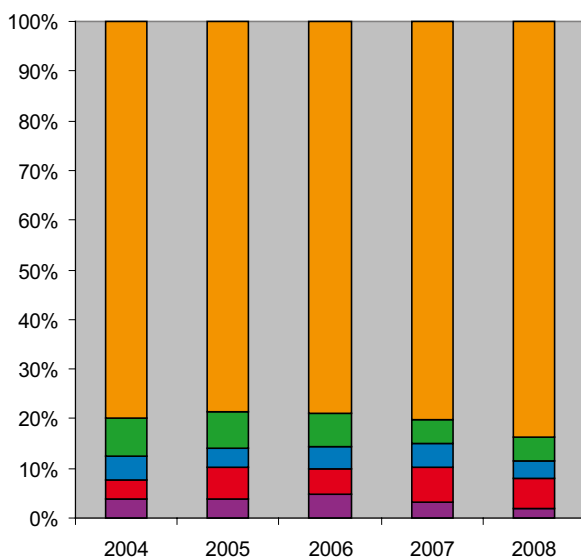


- 92.7% of statutory school leavers were white, 4.3% from a minority ethnic group with the ethnicity of the remaining 3% unknown.






- Overall, more minority ethnic school leavers (90 %) opted to remain in education than their white counterparts (83 %).

5 Year Trends %

	2004	2005	2006	2007	2008
Number in Cohort	1528	1677	1580	1701	1702
Continuing in full time education	79.9	78.5	78.7	80.0	83.5
Work Based Training	7.6	7.3	6.8	5.0	4.9
Employed	4.8	4.0	4.5	4.8	3.4
Not in education, employment or training	4.0	6.5	5.2	6.8	6.2
No response/Left the area	3.7	3.7	4.7	3.3	1.9



- With just one pupil more than 2007, the 2008 school leaver population is the largest of the five year period.
- The percentage of young people remaining in education has increased every year since 2005.
- The staying on rate for females has been consistently higher than for males.
- The percentage entering work based training has declined each year since 2004, and in 2008 went below 5% for the first time.
- The percentage of school leavers entering employment has remained steady at between 4% and 5% but dropped to 3.4% in 2008.
- 2008 continued the pattern of recent years with the percentage of males entering the labour market (employment and work based training) significantly higher than for females.

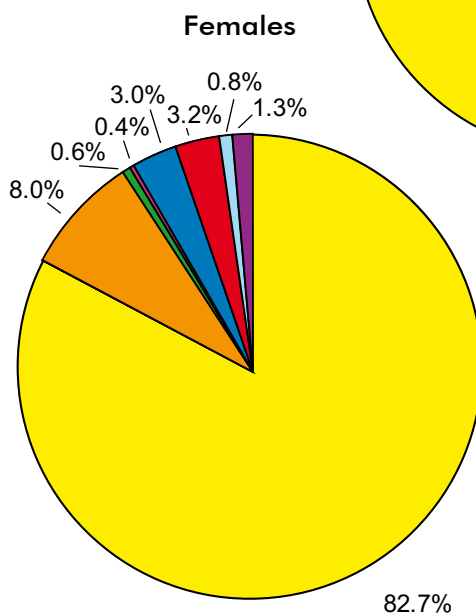
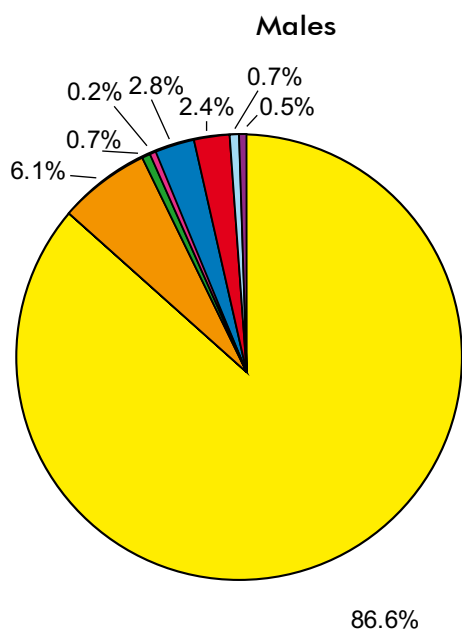
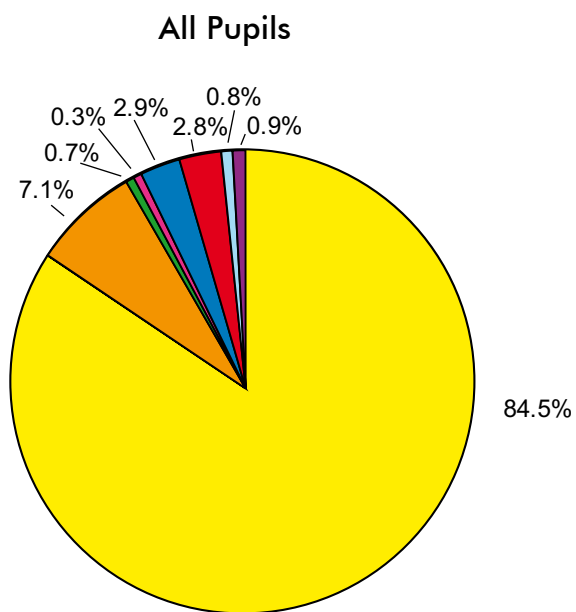
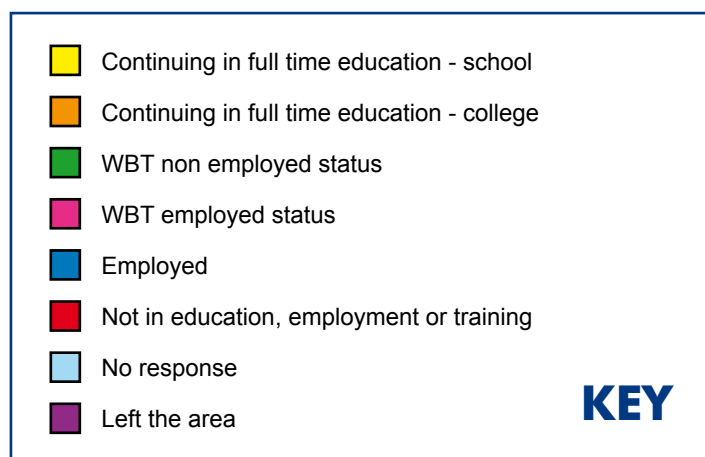
	Continuing in full time education
	Work Based Training
	Employed
	Not in education, employment or training
	No response/Left the area

KEY

YEAR 12

	Male	Female	Total
Full-time education - school	367	391	758
Full-time education - college	26	38	64
WBT non employed status	3	3	6
WBT employed status	1	2	3
Employed	12	14	26
Not in education, employment or training	10	15	25
No response	3	4	7
Left the area	2	6	8
Total	424	473	897

- The Y12 population had 57 more students compared to 2007. Females accounted for 52.7% of the cohort.
- 91.6% opted to remain in education. The vast majority (84.5%) chose to remain in school and 7.1% opted for college. These are similar figures to 2007.
- Proportionately, slightly more males than females remained in school and more females chose to go to college.
- Of the remainder, 1% entered work based training, 2.9% found employment and 2.8% were known not to be in education, employment or training at the time of the survey. Fifteen students (1.7%) had moved away or did not respond to the survey.



2008 Pupil Destinations • Vale of Glamorgan • 718 Pupils

Year 13/14

	Male	Female	Total
Full-time education - school	16	17	33
Full-time education - college	30	36	66
Full-time education - HE	193	238	431
Gap Year students	31	23	54
WBT	4	1	5
Employed	21	52	73
Not in education, employment or training	20	18	38
No response	2	7	9
Left the area	7	2	9
Total	324	394	718

- There were 45 more pupils in the cohort compared to 2007. Females made up 55% of the cohort.
- 73.8% remained in full time education with the majority progressing into higher education (HE): 60% of the cohort. This compares to 77% and 69.7% respectively in 2007.
- There were no significant gender differences for those entering HE.
- 4.6% of the cohort returned to school and 9.2% went to a college of further education.
- A further 54 pupils (7.4%) were taking a gap year with the intention of entering HE in 2009. This is almost 1% higher than last year and continues an upward trend since collection of this data began in 2005.
- 10.9% entered the labour market with the vast majority going into employment rather than training. 5.3% were known not to be in education, employment or training at the time of the survey – a 2% increase on last year.

