

The City and County of Cardiff

Pupil Destinations



Careers Wales Cardiff and Vale

2006



Foreword

I am pleased to present the Careers Wales Cardiff and Vale Destinations Report 2006. The report provides information and analysis of the destinations of Cardiff school leavers who were in Year 11, 12 and 13 during the academic year 2005-2006.

As the Welsh Assembly Government continues to develop its ambitious agenda for 14-19 Learning Pathways, the importance of high quality, impartial

careers guidance to help our young people make informed choices becomes ever more important.

We hope this report will assist all those involved in the planning and delivery of education, training and employment opportunities, as well as informing future school leavers of the choices available to them.



Mark Freeman
Chief Executive

Introduction

This report is based on the destinations of over 6,000 pupils attending maintained schools in Cardiff. It is a snapshot of their destinations as at 31st October 2006. The survey is conducted by Careers Wales on behalf of the Welsh Assembly Government. A national and other Careers Wales company reports can be found at www.careerswales.com

Every effort is made to establish the destination of all pupils included in the survey. This includes phone calls, letters and home visits by field workers. We are grateful to all our staff involved in the gathering and recording of data. We also wish to acknowledge the assistance given by local partners including schools, colleges and training providers as well as young people themselves.

Definitions

Headings used in the following pages are largely self explanatory though the following may assist:

WBT – Work Based Training - Government sponsored training programmes. This includes Skillbuild, Foundation Modern Apprenticeships and Modern Apprenticeships.

WBT non employed status - Young people on the above programmes who are in receipt of a training allowance.

WBT employed status - Young people on the above programmes who also have a contract of employment.

Employed - In employment with no involvement in government sponsored training. (May include informal or in house training.)

Not in education, employment or training

Includes:

- those registered with Careers Wales for support to find a placement in education, employment or training.
- those available for work, training or education but who are not registered with Careers Wales.
- those not available for work, training or education eg pregnant, carer, in custody, ill health.

No response - Did not respond to our enquiries.

Figures may not always total 100% exactly due to rounding up/down.

For further information or comments please contact:

Clare Winnan

Business Manager
Careers Wales Cardiff and Vale
49 Holton Road, Barry CF63 4HF

Tel: 01446 410600

Email: clare.winnan@cardiffandvale.org.uk

For further copies of this report please contact:

Lisa Blakeley

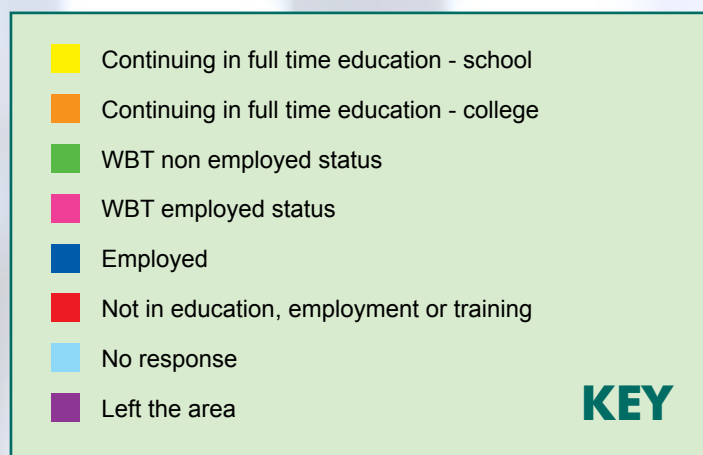
Marketing Assistant
Careers Wales Cardiff and Vale
53 Charles St, Cardiff CF10 2GD

Tel: 029 2090 6700

Email: lisa.blakeley@cardiffandvale.org.uk

Destinations of Statutory School Leavers (3805 Pupils)

	Male	Female	Total
Full-time education - school	775	783	1558
Full-time education - college	607	654	1261
WBT non employed status	114	83	197
WBT employed status	48	10	58
Employed	102	79	181
Not in education, employment or training	186	149	335
No response	56	41	97
Left the area	61	57	118
Total	1949	1856	3805



- There were 93 more Year 11 pupils in 2006 compared to the previous year. The cohort was 51% male and 49% female.

Education

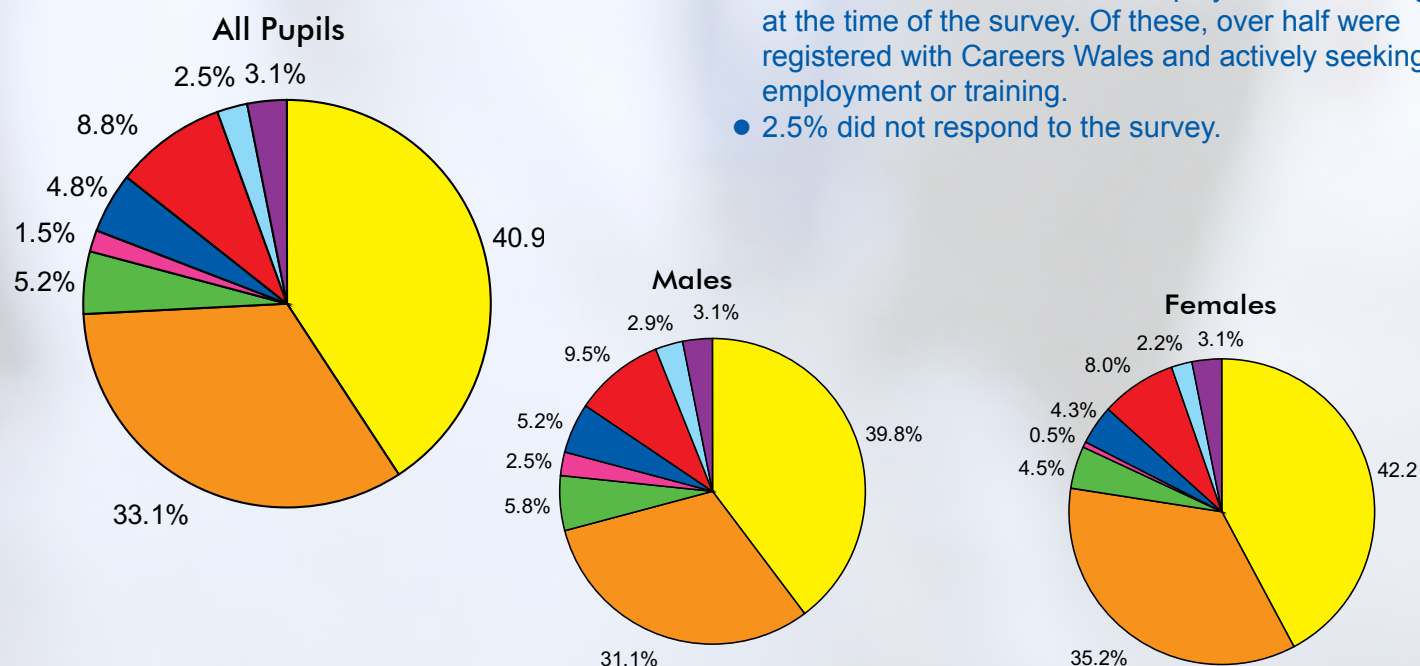
- The majority of statutory school leavers (74%) remained in full time education though there was a decrease from 2005 (76.6%).
- Once again more females than males opted to remain in education – 77.4% of girls and 70.9% of boys. For both genders the staying on rate decreased compared to 2005 but the gender gap also decreased by 1%.
- Of those remaining in full time education, more entered a school sixth form than went to college (40.9% compared to 33.1%).

Work and Training

- 6.7% entered work based training, a very similar figure to 2005. Almost twice as many males as females chose this route.
- Only 23% of those entering work based training had employed status. The majority of the remainder entered Skillbuild training i.e. NVQ Level 1 or below.
- 4.8% entered employment. This is the same as last year. Males were slightly more likely than females to choose this option.

Unemployed / Unknown

- 8.8% were not in education, employment or training at the time of the survey. Of these, over half were registered with Careers Wales and actively seeking employment or training.
- 2.5% did not respond to the survey.



Ethnic Minority Breakdown

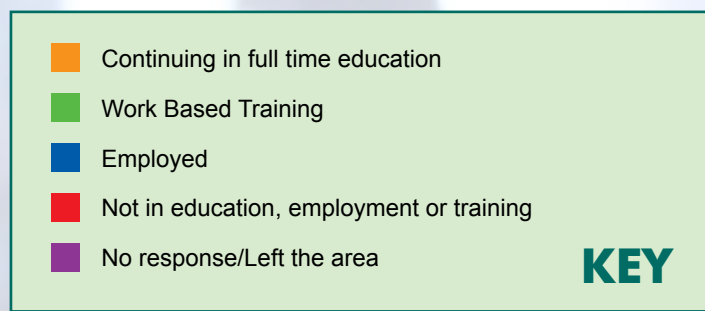
	Continuing in Full-time Education - School	Continuing in Full-time Education - College	WBT Non Employed Status	WBT Employed Status	Employed	Not in Education, Employment or Training	No Response	Left the Area	Total
White British	1256	1048	166	54	153	277	77	72	3103
White Irish	7	2				2			11
White Other	30	24	4	1	4	3	1	2	69
Mixed White & Black Caribbean	7	29	10		2	8	1	1	58
Mixed White & Black African	2	1				2			5
Mixed White and Asian	13	8				5		1	27
Mixed Other	15	16	1	1	3	4	2	2	44
Indian	32	14	3		1	5	1	3	59
Pakistani	42	21		1	2	2		4	72
Bangladeshi	35	15	2		1	6		1	60
Other Asian	22	5	1			1		2	31
Caribbean	5	11	1		2	1			20
African	29	21	1		2	5	1	5	64
Other Black	2	3				1	1		7
Chinese	11	4						2	17
Other Ethnic Group	15	8			1			4	28
No Information on Ethnicity	35	31	8	1	10	13	13	19	130
Total	1558	1261	197	58	181	335	97	118	3805

- 83.7% of statutory school leavers were white, 12.9% from a minority ethnic group with the ethnicity of the remaining 3.4% unknown.

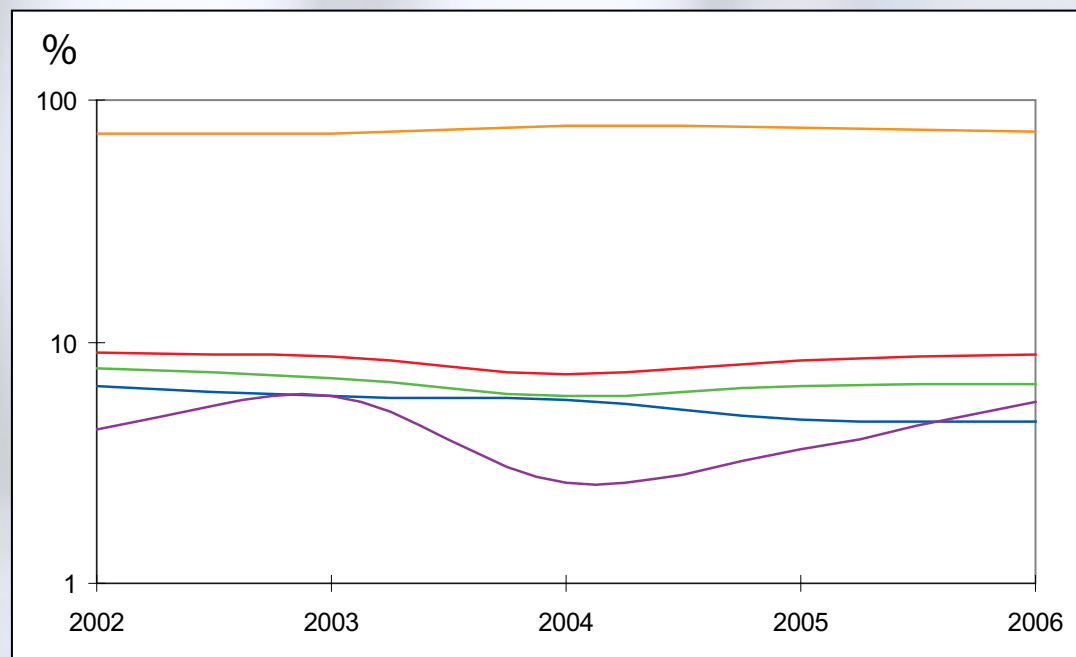
- Overall more minority ethnic school leavers (78.4%) opted to remain in education than their white counterparts (74.4%). The rate varied between different minority groups however, ranging from 88% of Chinese to 62% of Mixed White and Black Caribbean.

5 Year Trends %

	2002	2003	2004	2005	2006
Number in Cohort	3773	4113	3625	3712	3805
Continuing in full time education	72.4	72.3	78.3	76.6	74
Work Based Training	7.7	7.0	6.0	6.6	6.7
Employed	6.5	6.0	5.7	4.8	4.8
Not in education, employment or training	9.1	8.7	7.4	8.4	8.8
No response/Left the area	4.3	6.0	2.6	3.6	5.6

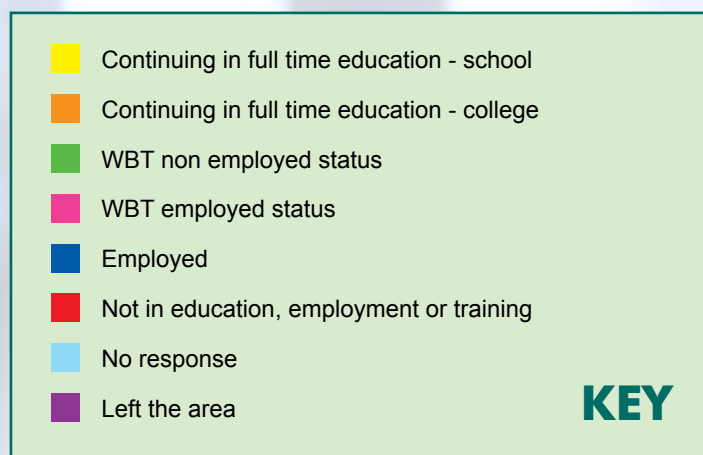


- Over the last five years the school leaver population has been between 3625 and 4113.
- The average rate for continuing in education has been 74.7%. It has been consistently higher for females than males.
- The percentage entering work based training has remained reasonably static, averaging at 6.8% over the last five years.
- 2006 continued the pattern of recent years, with the percentage of males entering the labour market (employment and work based training) significantly higher than for females.
- There has been a gradual downward trend in school leavers entering employment from 6.5% in 2002 to 4.8% in 2006.



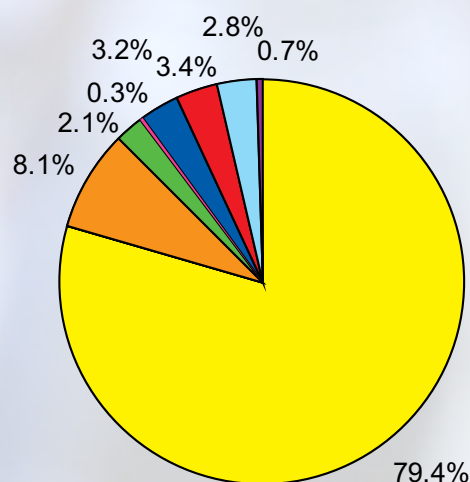
Destinations of Year 12 School Leavers (1595 Pupils)

	Male	Female	Total
Full-time education - school	581	685	1266
Full-time education - college	58	72	130
WBT non employed status	21	13	34
WBT employed status	4		4
Employed	21	30	51
Not in education, employment or training	29	25	54
No response	21	24	45
Left the area	2	9	11
Total	737	858	1595

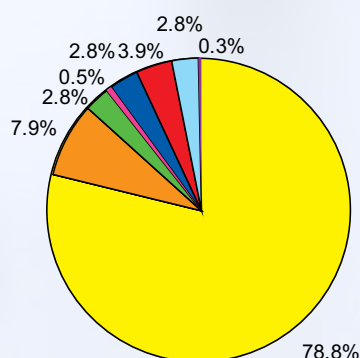


- The Y12 population decreased by 16 pupils compared to 2005.
- The vast majority (79.4%) chose to remain in school. In 2005 the figure was 82.4%.
- 8.1% went to college to continue their education (7.1% in 2005). From the statistics gender would appear to have little bearing on whether a student opted for college or school.
- Of the remainder, 2.4% were in work based training, 3.2% in employment and 3.4% known not to be in education, employment or training at the time of the survey.

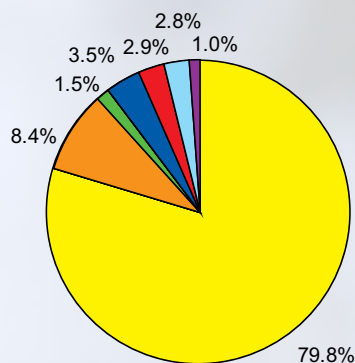
All Pupils



Males



Females



Destinations of Year 13 School Leavers (1218 Pupils)

	Male	Female	Total
Full-time education - school	39	43	82
Full-time education - college	7	15	22
Full-time education - HE (includes Gap Year students)	424	485	909
WBT non employed status			
WBT employed status	9	1	10
Employed	55	39	94
Not in education, employment or training	22	23	45
No response	19	28	47
Left the area	5	4	9
Total	580	638	1218

- There were 14 more pupils in Year 13 compared to 2005.
- 83.1% remained in full time education with the majority progressing onto higher education (HE) – 68.1% of the cohort. This compares to 67% in 2005.
- 69.4% of females entered HE compared to 66.7% of males.
- A further 79 pupils (6.5%) were taking a gap year with the intention of entering HE in 2006. This compares to 3.7% opting for a gap year in 2005.
- Of those continuing with their education but not entering HE, 6.7% of the cohort returned to school and 1.8% went to a college of further education.
- 8.5% entered the labour market with the vast majority going into employment rather than training. 3.7% were known not to be in education, employment or training at the time of the survey

