

Cyrchfannau Disgyblion
yng Ngorllewin Cymru

Pupil Destinations
in West Wales

2009



Contents

Introduction and Key Findings	3
Destinations of Year 11 Pupils 2009 West Wales	4
Destinations of Year 11 Pupils 2009 Carmarthenshire	5
Destinations of Year 11 Pupils 2009 Ceredigion	6
Destinations of Year 11 Pupils 2009 Neath Port Talbot	7
Destinations of Year 11 Pupils 2009 Pembrokeshire	8
Destinations of Year 11 Pupils 2009 Swansea	9
Destination Trends Year 11 2009	10
Year 11 Pupil Cohorts in West Wales 2009 / Destinations by Ethnicity 2009 West Wales	11
Which occupational routes do young people choose?	12
Destinations of Year 12 Pupils 2009 West Wales	13
Destinations of Year 13 Pupils 2009 West Wales	14
University/College Destinations of Year 13 Pupils 2009 West Wales	15
Your Nearest Careers Centre	16

Careers Wales West is committed to the principles of equal opportunities and diversity and opposes all forms of discrimination.

Careers Wales West offers a free, unbiased and confidential careers guidance service, through the medium of Welsh or English depending on your preference.

The information contained in this pdf is also available in Braille.

Introduction

Careers Wales West is pleased to present the results of the 2009 Annual Survey of school leaver destinations from secondary schools within West Wales.

The survey reports the destinations of 14,954 pupils from schools in the five Unitary Authority areas of:

- Carmarthenshire
- Ceredigion
- Neath Port Talbot
- Pembrokeshire
- Swansea

It includes pupils who have reached statutory school leaving age and pupils leaving school in years 12 and 13. Pupils from special schools are included in the survey. However, college and independent school pupils are not. The destination information is recorded as a result of the pupil's known activity on the 31st October 2009.

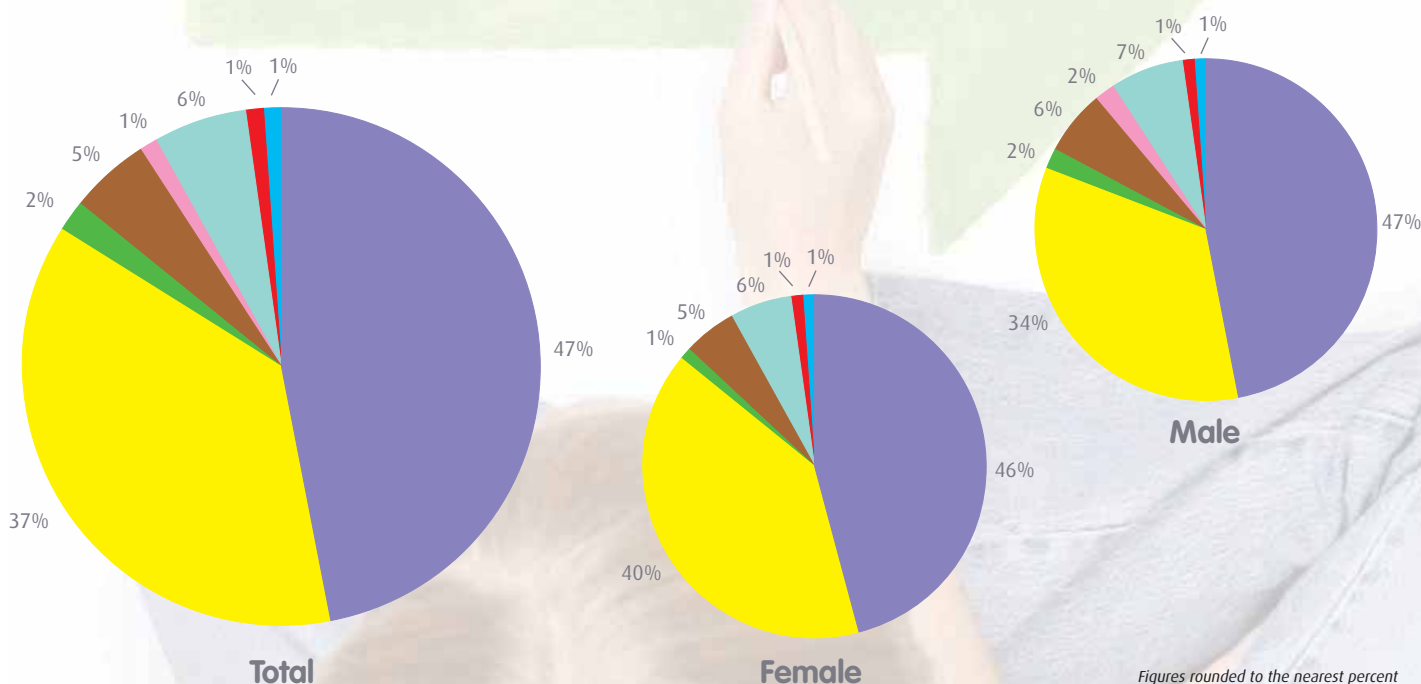
This publication reports the results of the 2009 Survey by company area as well as by Unitary Authority. It also tracks trends in destination figures over the last decade and looks at the choices made by young people according to their gender and ethnicity.

Key Findings

- 84% of 16 year olds in West Wales stayed on in full-time education compared to 80% in 2008. This is the most significant rise in the numbers who 'stay on' that we have seen over the last decade.
- 7% of 16 year olds entered work-based training. This is a fall of 2% from 2008. The majority entered work-based training without employed status (6%). More young men (7%) than women (6%) chose this training route.
- 2% of school leavers went straight into employment, compared to 3% in 2008. Twice as many young males (2%) chose this option, compared to young females (1%).
- 5% of school leavers were known not to be in employment, education or training (NEET). 63% of those who are NEET are registered with Careers Wales West.
- As in previous years, more young women stayed on in full-time education while a higher number of young men chose employment or training. Many of those going into work and training made stereotypical choices. Young men favoured Construction, Armed Forces and Vehicle Trades. While young women preferred Hair & Beauty or Child Care occupations.
- 63% of year 13 pupils entered Higher Education in 2009. Compared with 64% in 2008.
- 2% of Year 13 pupils decided to take a 'gap year' before going onto Higher Education in 2009 compared to 5% in 2008. This figure has decreased steadily since 2006 (7%).
- 71% of Year 13 pupils entering Higher Education chose to go to university in Wales.
- Only 2.5% of the year 11 cohort represent ethnic minority groups. Of these, 88% chose to stay in full-time education.
- The 'No Response' rate, after at least three attempts at contacting clients, has fallen again this year to 0.6%. This figure was 1% in 2008 and 2.7% in 2007. This improvement demonstrates our ongoing efforts to improve our 'keeping in touch' strategies.

Destinations of Year 11 Pupils 2009 – West Wales

	Females	Males	Total
Continued Full-Time Education - College	2028	2168	4196
Continued Full-Time Education - School	1758	1585	3343
Employed	50	112	162
Not in Employment, Education or Training	221	258	479
Work-Based Training - Employed	10	92	102
Work-Based Training - Non Employed	244	334	578
No Response to Survey	27	24	51
Moved Away	62	57	119
Totals	4400	4630	9030

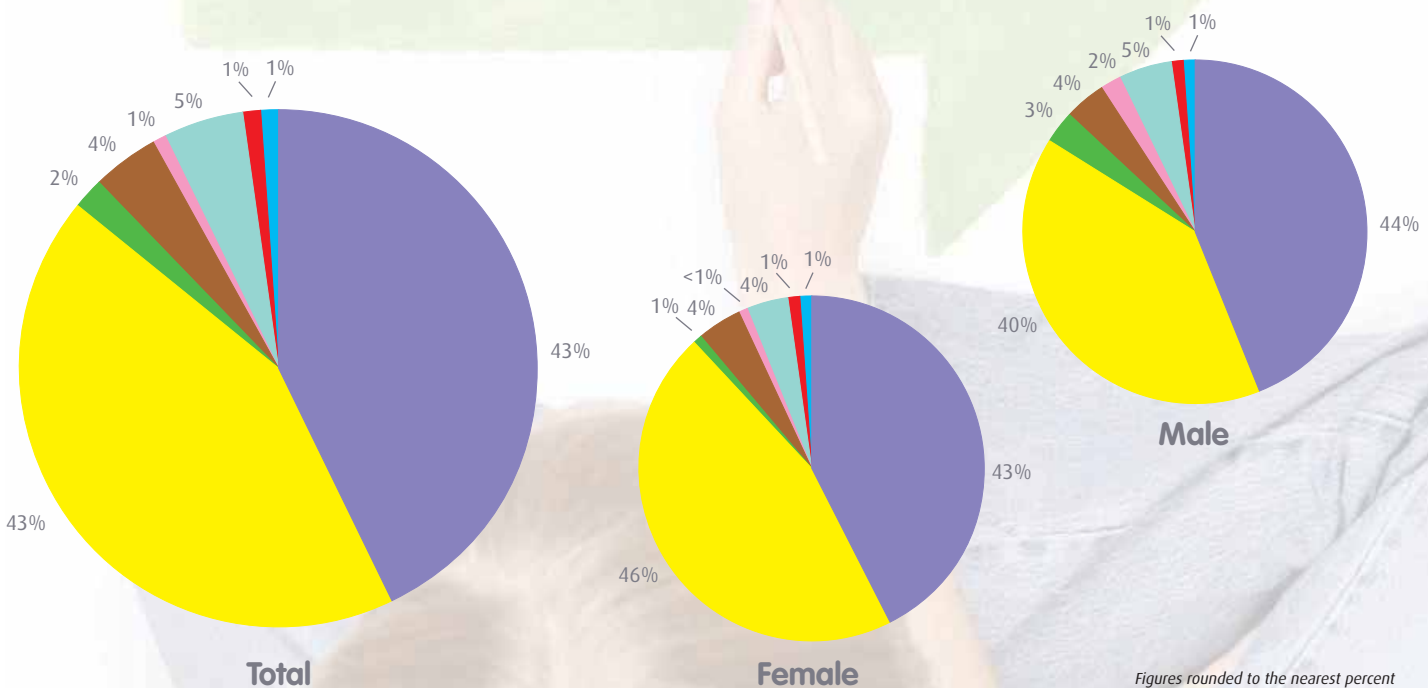


Figures rounded to the nearest percent

- In 2009, 84% of 16 year olds stayed on in full-time education in West Wales. This figure has increased significantly since 2008 (80%).
- More young women (86%) than young men (81%) chose to continue in full-time education beyond the statutory school leaving age in 2009. The number of young men choosing to remain in full-time education has risen by 4% from 2008.
- 47% of pupils chose to continue their education at college compared to 37% who remained at school.
- 7% of school leavers chose to move on to Work-Based Training compared to 9% in 2008. More males (9%) than females (6%) chose this route.
- 2% went straight into employment with twice as many males (2%) choosing this option than females (1%).
- 5% were not known to be in employment, education or training. This figure had stood at 6% from 2006 to 2008.
- The 'No Response' rate, after at least three attempts at contacting the client has remained the same as 2008 - 1%, but has decreased from 2007 (2.7%).

Destinations of Year 11 Pupils 2009 – Carmarthenshire

	Females	Males	Total
Continued Full-Time Education - College	465	504	969
Continued Full-Time Education - School	494	457	951
Employed	9	35	44
Not in Employment, Education or Training	40	50	90
Work-Based Training - Employed	3	28	31
Work-Based Training - Non Employed	40	60	100
No Response to Survey	11	12	23
Moved Away	16	10	26
Totals	1078	1156	2234

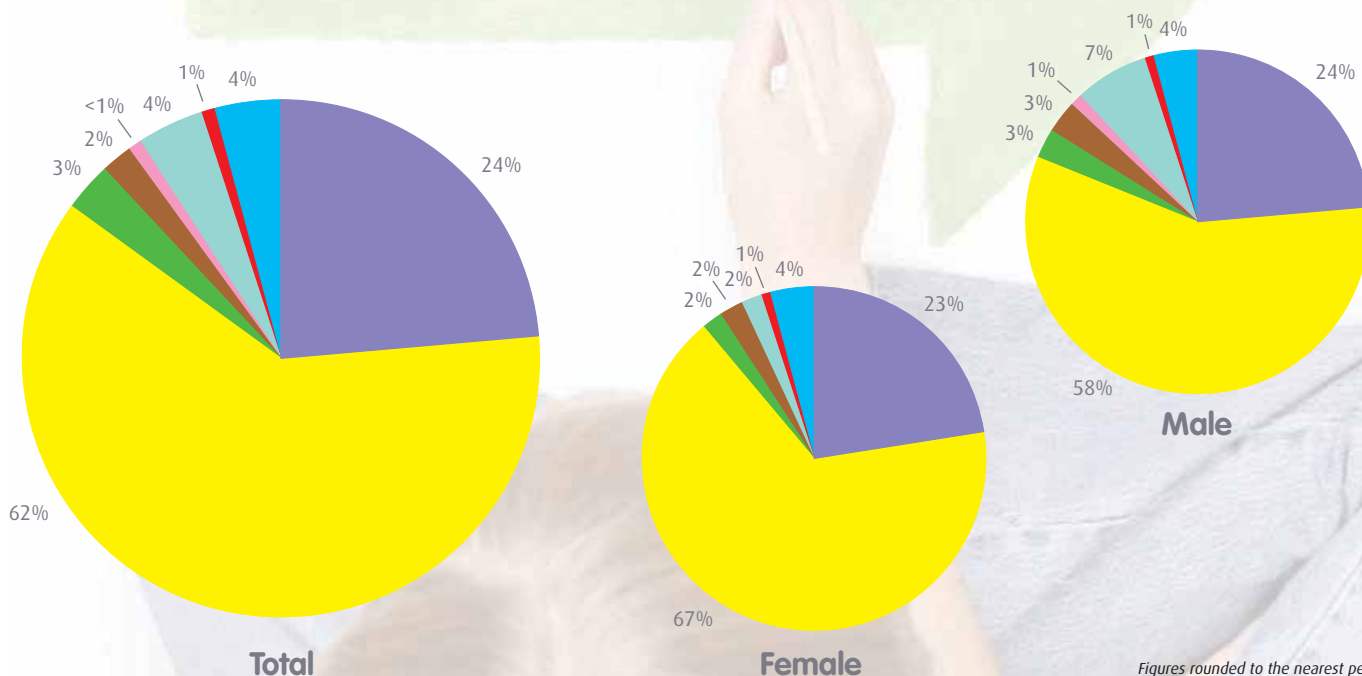


Figures rounded to the nearest percent

- Again this year there has been an increase in the amount of 16 year olds who chose to stay in full-time education (86%). This compares to 83% in 2008 and 80% in 2007.
- More young women (89%) than young men (84%) chose to stay in full-time education. The number of young men choosing to remain in full-time education has risen by 6% from 2008.
- 43% continued their education at school whilst 43% moved on to college.
- The number of 16 year olds entering work-based training in Carmarthenshire has decreased 2% this year to 6%. More young men (7%) chose this option than young women (4%).
- 2% of 16 year olds entered employment in Carmarthenshire compared to 3% in 2008.
- Those not known to be in employment, education or training has remained at 4% this year. As was the case in 2008, Carmarthenshire and Ceredigion continue to have the lowest proportion of school leavers in this group, of all the five unitary authorities in West Wales.
- The 'No Response' rate, after at least three attempts at contacting the client, was 1%. This mirrors last year's figure and demonstrates our ongoing efforts to improve our 'keeping in touch' strategies.

Destinations of Year 11 Pupils 2009 – Ceredigion

	Females	Males	Total
Continued Full-Time Education - College	98	100	198
Continued Full-Time Education - School	285	238	523
Employed	8	13	21
Not in Employment, Education or Training	8	11	19
Work-Based Training - Employed	0	3	3
Work-Based Training - Non Employed	10	27	37
No Response to Survey	2	3	5
Moved Away	16	15	31
Totals	427	410	837

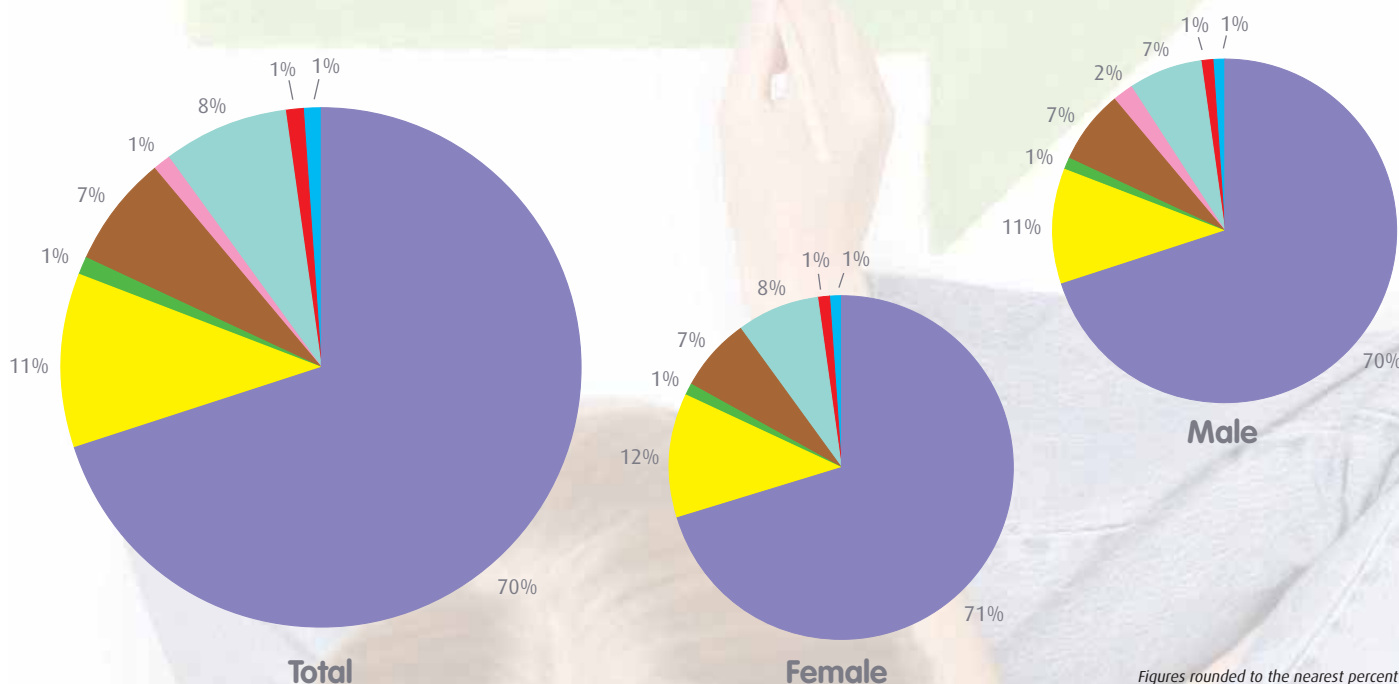


Figures rounded to the nearest percent

- Again this year there has been an increase in the amount of 16 year olds who chose to stay in full-time education (86%). This compares to 83% in 2008 and 80% in 2007.
- More young women (90%) than young men (82%) chose to stay in full-time education. The number of young men choosing to remain in full-time education has risen by 6% from 2008.
- 62% continued their education at school whilst 24% moved on to college.
- The number of 16 year olds entering work-based training in Ceredigion has decreased 2% this year to 4%. More young men (7%) chose this option than young women (2%).
- 3% of 16 year olds entered employment in Ceredigion compared to 5% in 2008. This is a more popular choice for young men (3%) than young women (2%). However, the amount of young men entering employment has decreased by 5% on last years figure (8%).
- Those not known to be in employment, education or training has decreased to 2% this year compared to 4% in 2008. As was the case in 2008, Carmarthenshire and Ceredigion continue to have the lowest proportion of school leavers in this group, of all the five unitary authorities in West Wales.
- The 'No Response' rate, after at least three attempts at contacting the client, was 1%. This mirrors last year's figure and demonstrates our ongoing efforts to improve our 'keeping in touch' strategies.

Destinations of Year 11 Pupils 2009 – Neath Port Talbot

	Females	Males	Total
Continued Full-Time Education - College	608	665	1273
Continued Full-Time Education - School	102	105	207
Employed	4	14	18
Not in Employment, Education or Training	59	69	128
Work-Based Training - Employed	1	17	18
Work-Based Training - Non Employed	68	71	139
No Response to Survey	7	6	13
Moved Away	8	10	18
Totals	857	957	1814

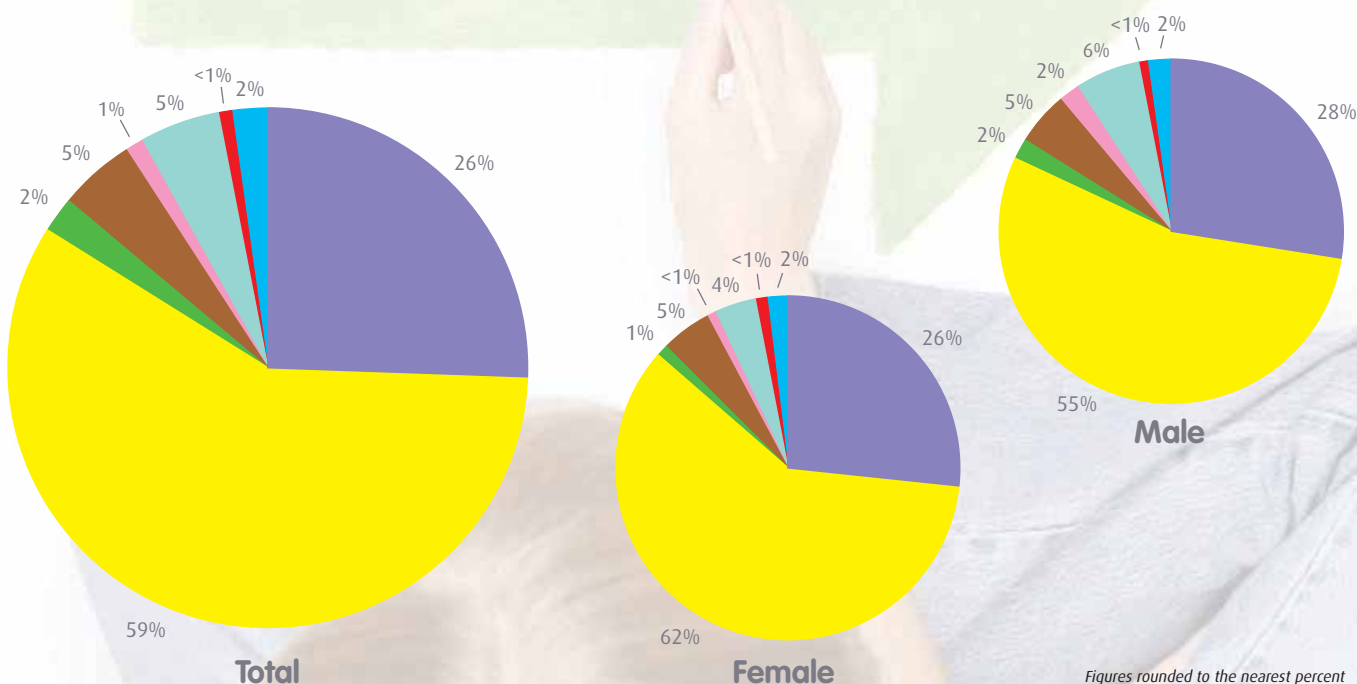


Figures rounded to the nearest percent

- Again this year there has been a significant increase in the amount of 16 year olds who chose to stay in full-time education (81%). This compares to 77% in 2008 and 75% in 2007.
- More young women (83%) than young men (81%) chose to stay in full-time education. The number of young men choosing to remain in full-time education has risen by 6% from 2008.
- 11% continued their education at school whilst 70% moved on to college.
- 9% of 16 year olds entered work-based training in Neath Port Talbot in 2009. More young men (9%) chose this option than young women (8%). Out of the five Unitary Authorities, Neath Port Talbot has the most even balance of males and females choosing work-based training.
- The amount of 16 year olds entering employment in Neath Port Talbot has decreased again this year to 1% compared to 2% in 2008 and 3% in 2007.
- Those not known to be in employment, education or training has decreased again this year to 7% compared to 8% in 2008 and 9% in 2007.
- The 'No Response' rate, after at least three attempts at contacting the client, was 1%. This mirrors last year's figure and demonstrates our ongoing efforts to improve our 'keeping in touch' strategies.

Destinations of Year 11 Pupils 2009 – Pembrokeshire

	Females	Males	Total
Continued Full-Time Education - College	189	207	396
Continued Full-Time Education - School	458	414	872
Employed	11	14	25
Not in Employment, Education or Training	34	38	72
Work-Based Training - Employed	2	14	16
Work-Based Training - Non Employed	32	46	78
No Response to Survey	1	1	2
Moved Away	12	13	25
Totals	739	747	1486

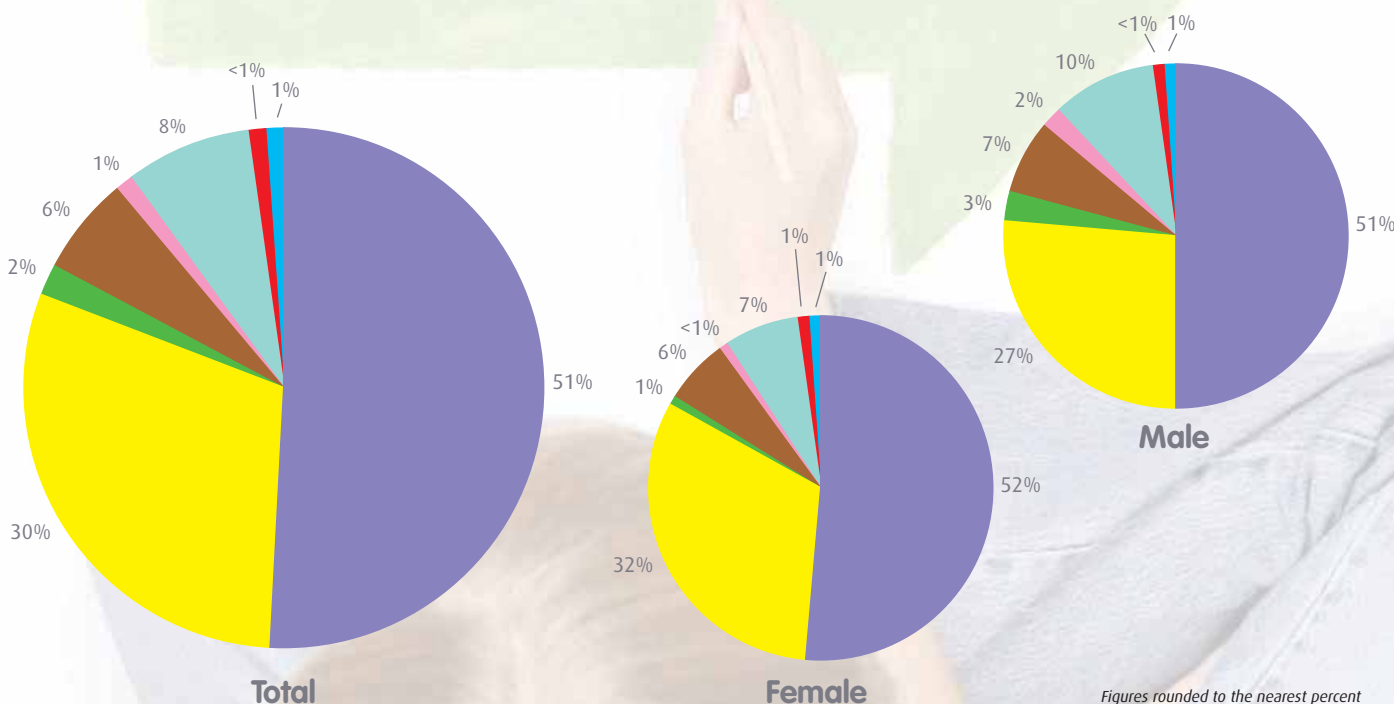


Figures rounded to the nearest percent

- Again this year there has been a significant increase in the amount of 16 year olds who chose to stay in full-time education (85%). This compares to 79% in 2008 and 75% in 2007.
- More young women (88%) than young men (83%) chose to stay in full-time education. The number of young men choosing to remain in full-time education has risen by 7% from 2008.
- 59% continued their education at school whilst 26% moved on to college.
- The number of 16 year olds entering work-based training in Pembrokeshire has continued to decrease this year to 6%, compared to 7% in 2008 and 9% in 2007. Twice as many young men (8%) chose this option than young women (4%).
- The amount of 16 year olds entering employment in Pembrokeshire has decreased again this year to 2% compared to 5% in 2008 and 3% in 2007.
- Those not known to be in employment, education or training, has decreased from 6% in 2008 to 5% in 2009.
- The 'No Response' rate, after at least three attempts at contacting the client, was under 1%. Again demonstrating the considerable efforts to improve 'keeping in touch' strategies.

Destinations of Year 11 Pupils 2009 – Swansea

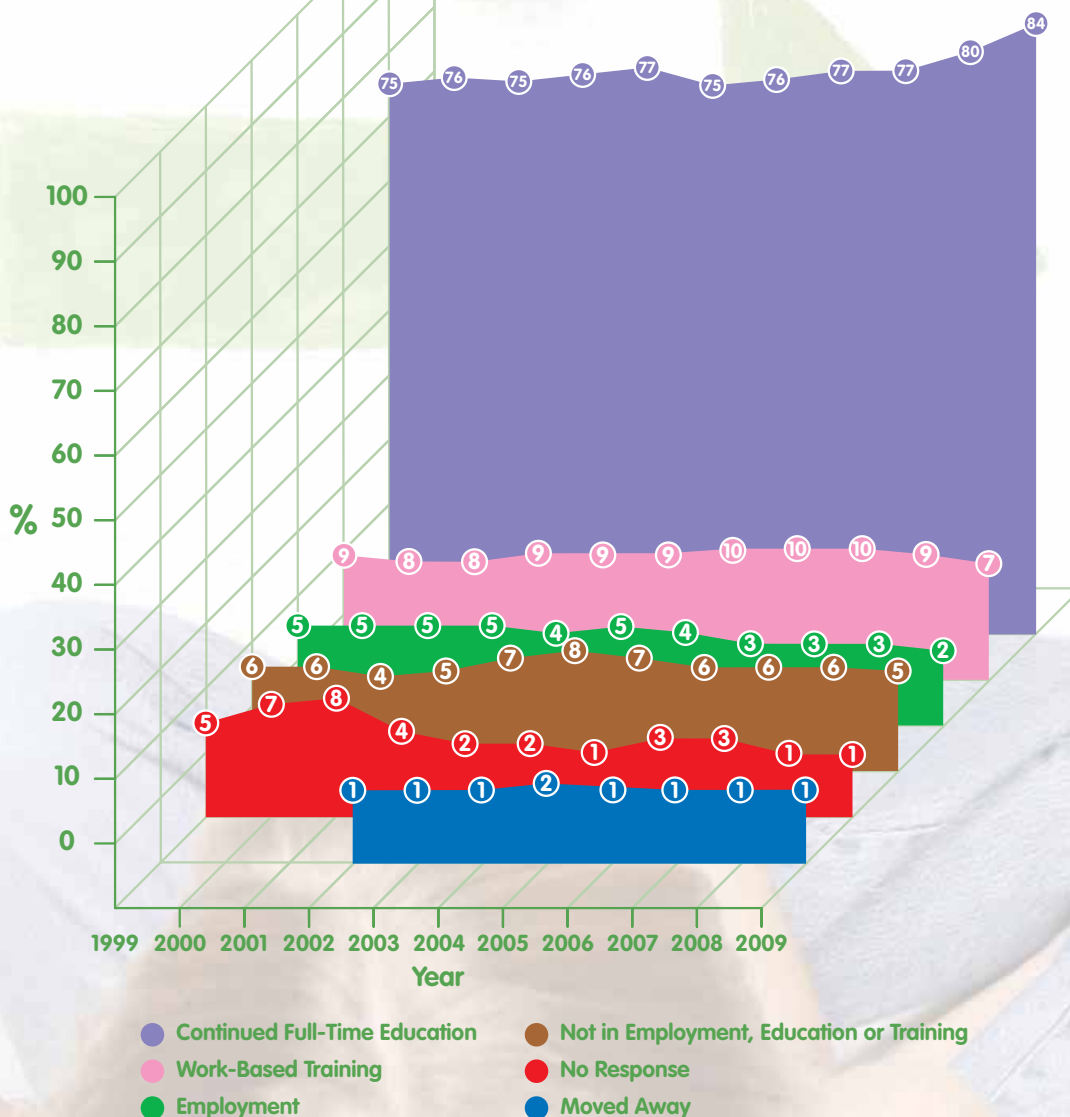
	Females	Males	Total
Continued Full-Time Education - College	668	692	1360
Continued Full-Time Education - School	419	371	790
Employed	18	36	54
Not in Employment, Education or Training	80	90	170
Work-Based Training - Employed	4	30	34
Work-Based Training - Non Employed	94	130	224
No Response to Survey	6	2	8
Moved Away	10	9	19
Totals	1299	1360	2659



- There has been a slight increase in the amount of 16 year olds who chose to stay in full-time education (81%) this year. This compares to 80% in 2008 and 74.5% in 2007.
- More young women (84%) than young men (78%) chose to stay in full-time education. The number of young men choosing to remain in full-time education has risen by 2% from 2008.
- 30% continued their education at school whilst 51% moved on to college.
- The number of 16 year olds entering work-based training in Swansea has continued to decrease this year to 9% compared to 10% in 2008 and 12% in 2007. More young men (12%) chose this option than young women (7%).
- The amount of 16 year olds entering employment in Swansea has remained at 2% this year.
- Those not known to be in employment, education or training, has remained at 6% this year and has done so since 2007.
- The 'No Response' rate, after at least three attempts at contacting the client, has also stayed the same as last year at 1%. Demonstrating considerable efforts to improve 'keeping in touch' strategies.

Destination Trends Year 11

Destination Trends of Year 11 Pupils
in West Wales 1999 to 2009

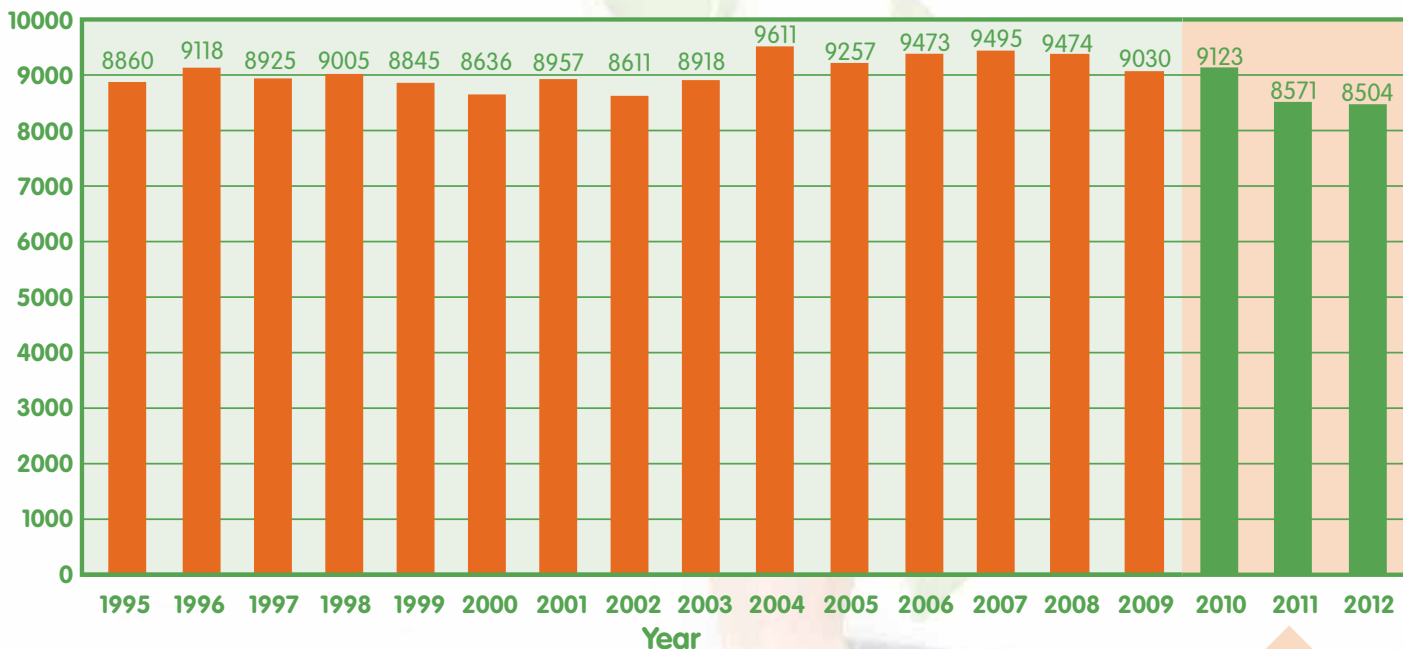


- 84% of 16 year olds in West Wales stayed on in full-time education compared to 80% 2008. This is the most significant rise in the numbers who 'stay on' that we have seen over the last decade. Of the five Unitary Authorities in West Wales, Pembrokeshire has seen the most significant increase at 6%.
- In 2009, 86% of females compared to 81% of males continued in full-time education. While both figures rose this year, the rate of increase for young men (4%) has been double that of young women (2%).
- 47% of pupils chose to continue their education at college compared to 37% who remained at school.

- There has been a decrease in the number of school leavers who chose to move on to Work-Based Training in 2009. The figure stands at 7% compared to 9% in 2008. More males (9%) than females (6%) chose this route.
- There has also been a decrease in the amount of school leavers who went straight into employment in 2009. The figure stands at 2%, compared to 3% in 2008. With twice as many males (2%) choosing this option than females (1%).
- In 2009 5% of school leavers were not known to be in employment, education or training (NEET). This figure had stood at 6% from 2006 to 2008.

Year 11 Pupil Cohorts in 2009 – West Wales

Year 11 pupil cohort characteristics in West Wales 1995-2012



Projections (based on current pupil numbers recorded on the CWW MIS) January, 2010.

Just under one quarter of all pupils leaving Year 11 in Wales live in South West Wales. 9,030 pupils reached statutory leaving age in 2009. The year 11 cohort has increased in size up to 2007. However, the number of pupils has

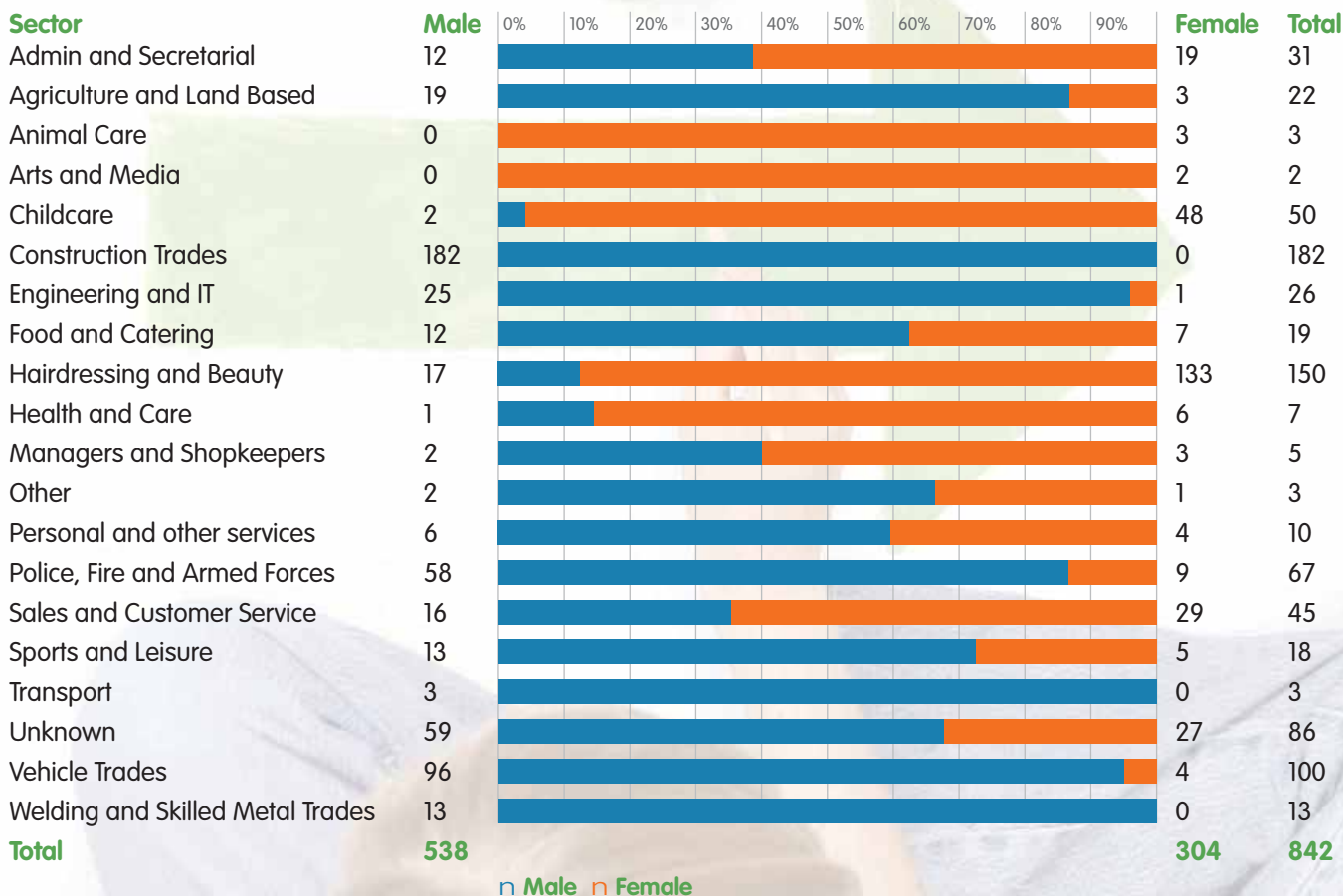
decreased slightly in 2008 and further in 2009. Projections (based on current pupil numbers recorded on the CWW MIS) suggest that this number will increase slightly in 2010 but start to decrease in 2011 and 2012.

Destinations by Ethnicity 2009

- Young people from ethnic minority groups make up 2.5% of the Year 11 cohort, 4.4% of the Year 12 cohort and 3.9% of the year 13 cohort.
- The majority of students within these groups continue in full-time education.
- A higher proportion of students from ethnic minority groups continue in education than in the cohort as a whole. 88% of Year 11 students from ethnic groups compared with 84% for the cohort as a whole.
- 96% of Year 12 students from ethnic backgrounds continued in full-time education. This compares to 94% of the cohort as a whole.
- Of year 13 students, 90% from an ethnic background moved on to full-time education (which includes higher education, higher education courses at further education colleges and further education generally), compared to 80% of the cohort as a whole.
- 35% of year 11 pupils from ethnic backgrounds are interested in pursuing **Professional Occupations**, compared to 24% of year 11 pupils as a whole.
- 30% of year 11 pupils from ethnic backgrounds are interested in pursuing **Associate Professional and Technical Occupations**, compared to 28% of year 11 pupils as a whole.
- 8% of year 11 pupils from ethnic backgrounds are interested in pursuing **Skilled Trade Occupations**, compared to 17% for year 11 pupils as a whole.
- 8% of year 11 pupils from ethnic backgrounds are interested in pursuing **Personal Service Occupations**, compared to 14% for year 11 as a whole.

Which Occupational Routes do Young People Choose?

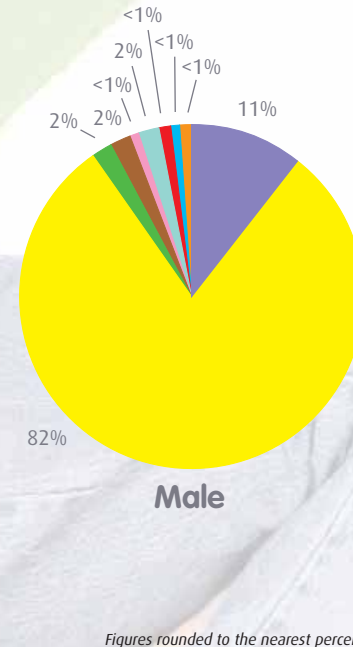
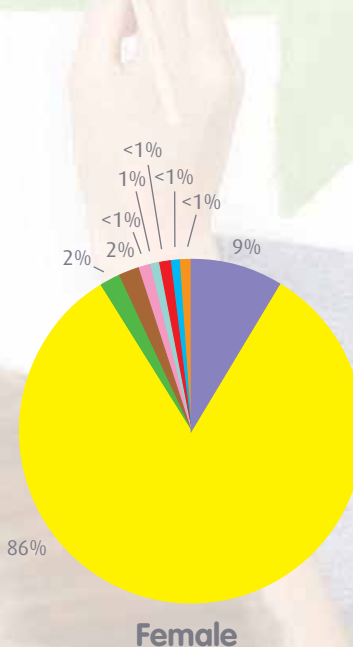
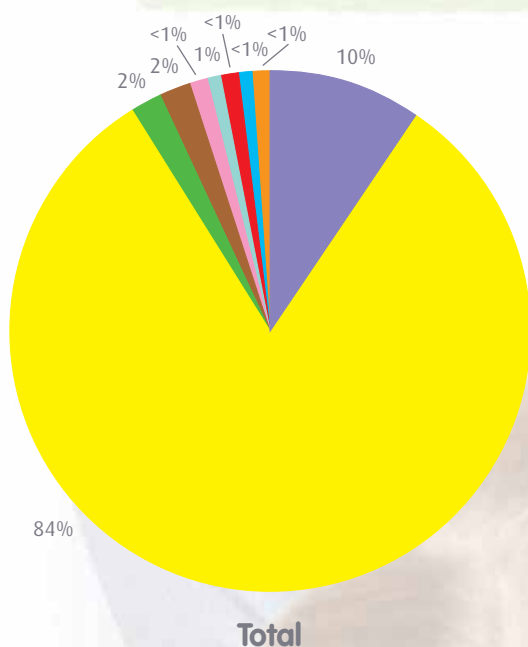
Occupational routes of Year 11 school leavers entering employment or work-based training in West Wales in 2009



- 9% of school leavers entered employment or work-based training in 2009. This is a fall of 3% since 2008. These options have been decreasing since 2005 (14%).
- 11% of young men and 7% of young women chose employment and work-based training. The numbers have fallen again this year for both male and females. However, male figures are more significant. Falling by 4% since 2008 and 6% since 2007.
- As in previous years Construction and Hairdressing and Beauty remain the most popular occupational routes for those entering employment and work-based training at 16.
- Stereotypical choices continue to be made by young people, when moving on to employment and work-based training. Young men continue to pursue Construction and Vehicle Trades and young women continue to pursue Hairdressing, Beauty and Childcare.

Destinations of Year 12 Pupils 2009 – West Wales

	Females	Males	Total
Continued Full-Time Education - Higher Education	8	1	9
Continued Full-Time Education - College	152	157	309
Continued Full-Time Education - School	1503	1216	2719
Employed	30	35	65
Not in Employment, Education or Training	29	23	52
Work-Based Training - Employed	5	8	13
Work-Based Training - Non Employed	18	28	46
No Response to Survey	7	7	14
Moved Away	6	8	14
Totals	1768	1483	3241

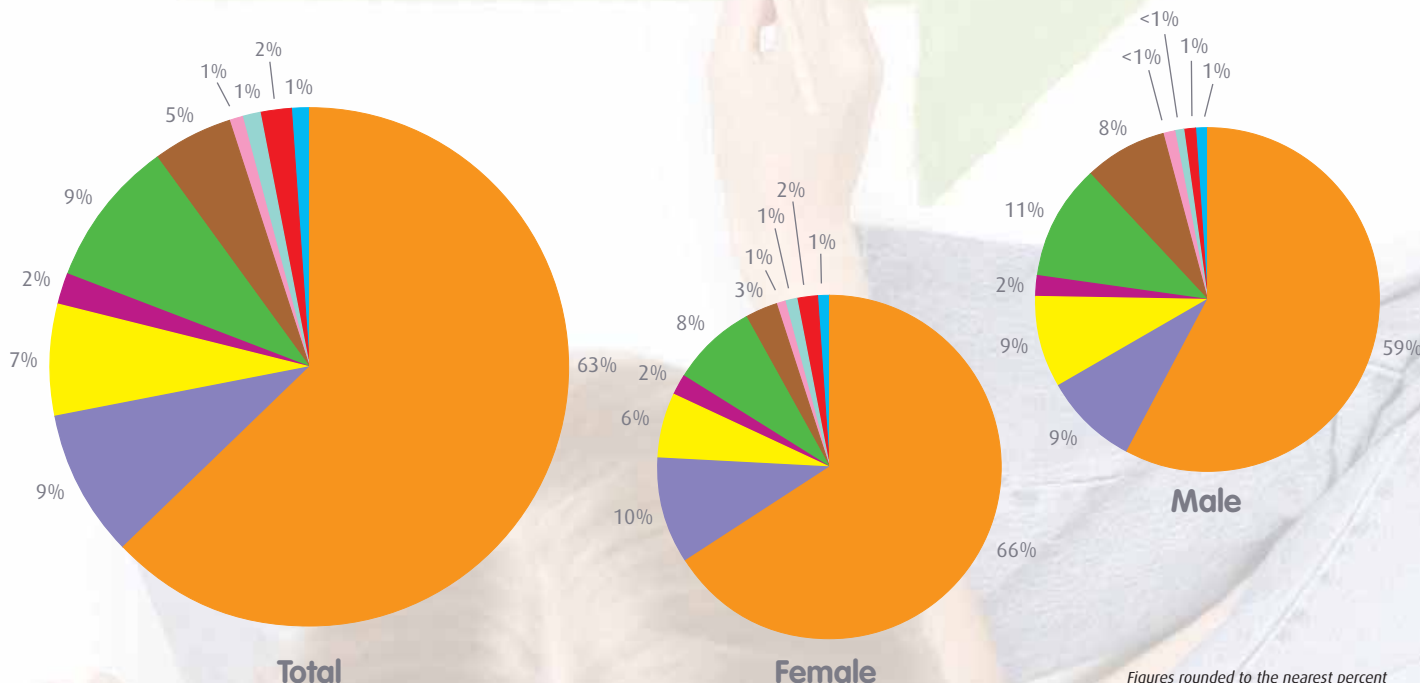


Figures rounded to the nearest percent

- 94% of Year 12 pupils continued in full-time education in West Wales. This figure has been on the increase since 2006.
- 95% of females and 93% of males chose to stay in education in 2009. Compared to 2008, there has been an increase of 3% for females and 1% for males.
- 84% of year 12 students continued their education at school whilst 10% moved on to college.
- 1% of year 12 students went into work-based training, mostly without employed status. More males than females chose this route.
- 2% chose to enter direct employment in 2009 compared to 3% in 2008.
- 2% of year12 were not known to be in employment, education or training.
- The 'No Response' rate, after at least three attempts at contacting the client, was less than 1%.

Destinations of Year 13 Pupils 2009 – West Wales

	Females	Males	Total
Continued Full-Time Education - Higher Education	950	737	1687
Continued Full-Time Education - College	145	108	253
Continued Full-Time Education - School	84	108	192
Gap Year	33	31	64
Employed	117	134	251
Not in Employment, Education or Training	50	96	146
Work-Based Training - Employed	8	6	14
Work-Based Training - Non Employed	9	5	14
No Response to Survey	24	16	40
Moved Away	11	11	22
Totals	1431	1252	2683

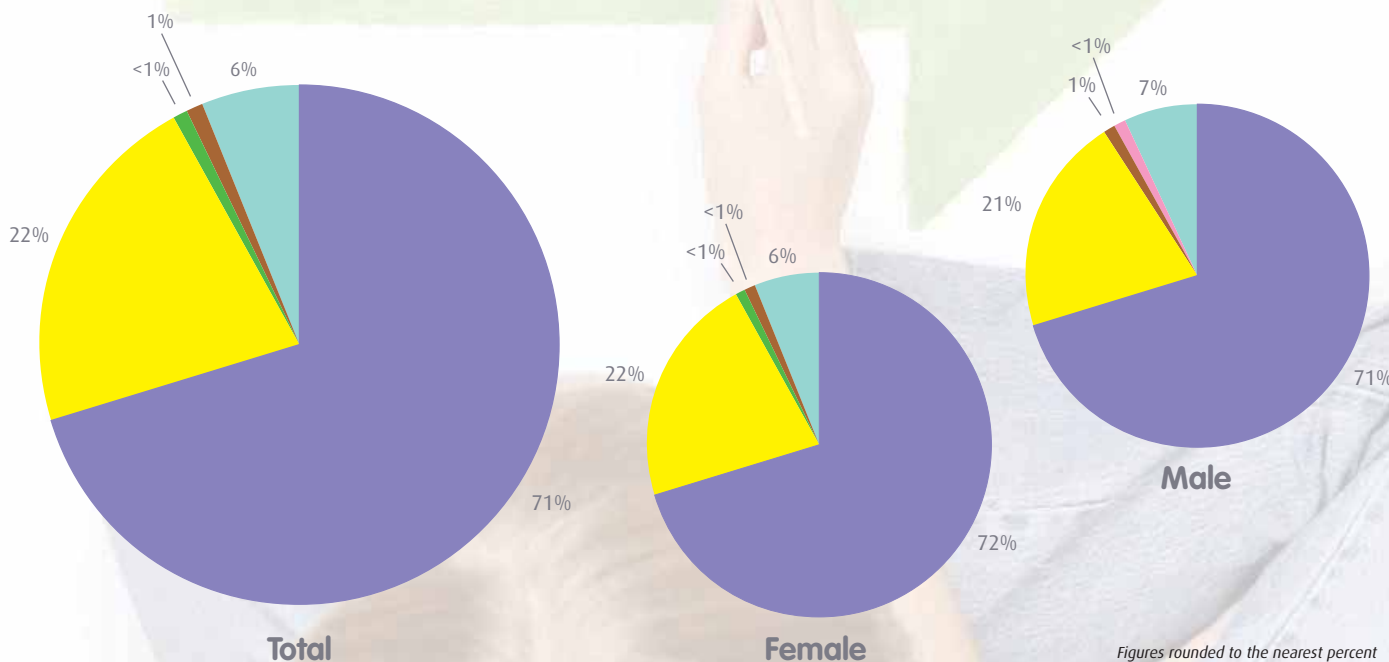


Figures rounded to the nearest percent

- 63% of Year 13 pupils entered Higher Education in 2009, which is a 1% decrease from 2008. More young women (66%) than men (59%) chose this option. A further 17% of Year 13 pupils continued their education in a school or college.
- 2% of pupils took a 'Gap Year'. This figure has continued to decrease steadily since 2006 (7%). The number of males and females taking a year out is equal at 2%.
- 9% of Year 13 pupils entered direct employment whilst 1% entered work-based training.
- 5% were known not to be in employment, education or training.
- The 'No Response' rate remained the same as last year at 2%.

University/College Destinations of Year 13 Pupils 2009 – West Wales

	Females	Males	Total
Welsh University/College	682	521	1203
English University/College	209	158	367
Irish University/College	4	0	4
Scottish University/College	2	6	8
European University/College	0	1	1
Other or Unknown	54	50	104
Totals	951	736	1687



- 71% of year 13 pupils who entered Higher Education in 2009 chose to attend a university in Wales. This is a 3% increase since 2008 and a 5% decrease since 2007%.
- There is only a 1% difference in the number of females (72%) attending a Welsh University compared to males (71%).
- The number of males attending Welsh Universities is more significant in 2009. There has been a 6% increase since 2008, compared to only 1% for females.

Your Nearest Careers Centre

Head Office

Cross Hands
Tel 01269 846000

Carmarthenshire

Ammanford
Tel 01269 598100

Carmarthen
Tel 01267 244100

Llanelli
Tel 01554 749213

Ceredigion

Aberystwyth
Tel 01970 636150

Cardigan
Tel 01239 622100

Lampeter
Tel 01570 421347

Neath Port Talbot

Neath
Tel 01639 636391

Port Talbot
Tel 01639 871933

Pembrokeshire

Haverfordwest
Tel 01437 772100

Pembroke Dock
Tel 01646 623510

Swansea

Tel 01792 644444

Telephone and email enquiries are welcomed.
mail@cwwest.co.uk

Careers Wales West

www.careerswales.com

Careers Wales West is committed to the principles of equal opportunities and diversity and opposes all forms of discrimination.

Careers Wales West offers a free, unbiased and confidential careers guidance service, through the medium of Welsh or English depending on your preference.

The information contained in this pdf is also available in Braille.

