

Careers Wales Mid Glamorgan & Powys



Pupil Destinations 2008

Caerphilly



www.careerswales.com

FOREWORD

The Annual Destinations Survey provides statistical information and analysis of the destinations of school leavers who were in Years 11, 12 and 13/14 during the academic year 2007-2008.

Today's young people are faced with an increasingly complex range of choices and decisions and for this reason high quality, impartial careers guidance has never been more important.

We hope this report will assist all those involved in the planning and delivery of education, training and employment opportunities, as well as informing future school leavers of the choices available to them.



Ann Evans
Chief Executive

CONTENTS

Foreword _____	2
Introduction _____	3
Year 11 _____	4
Education _____	4
Work and Training _____	5
Ethnicity _____	5
5 Year Trends _____	6
Year 12 _____	7
Year 13/14 _____	8
All Company Data _____	9
Occupations _____	9
Continuing Education _____	10
Definitions _____	11

INTRODUCTION

This report outlines the destinations of pupils from the **Caerphilly County Borough** for the year 2008. Although Careers Wales Mid Glamorgan & Powys only serves the western part of Caerphilly, this report includes data from the whole of Caerphilly, including figures from Careers Wales Gwent.

Careers Wales Mid Glamorgan and Powys covers a large and extremely diverse area. Where combined figures from the whole company area are of some value, we have provided comparative information which should find useful.

In addition, you may wish to consult careerswales.com for similar reports from neighbouring Careers Wales companies.

Company Area

The Mid Glamorgan part of the company covers a significant area with Caerphilly in the east, Rhondda Cynon Taff wrapping around Cardiff and the Vale in the south and Bridgend in the west. The farthest point north is Merthyr Tydfil.

Much of Mid Glamorgan was traditionally made up of industrial, valley communities which have suffered from the decline in manufacturing and heavy industry over many years.

Powys, the largest county in Wales stretching from the borders of Wrexham and Gwynedd in the north to the Swansea Valley and Monmouthshire in the south, is a primarily rural area with all the associated benefits and difficulties.

We have analysed data on over 3,700 pupils who attended years 11, 12, 13/14, including special schools. The data does not, however,

include those attending college or independent schools.

It is based on a snap shot of the pupils' destinations on October 31st 2008.

The survey is conducted by all Careers Wales companies on behalf of the Welsh Assembly Government.

Destination information is collected through a variety of methods. Many young people register at their local careers centres but we also follow up significant numbers by phone, email and letters. In addition, information is provided by our partners in schools, colleges and learning providers as well as other agencies dealing with young people and their families.

We are grateful to all those who have assisted in the gathering of this information.

Headings used in the following pages are largely self-explanatory though the definitions at the end of the report may assist:

Figures may not always total exactly 100% due to rounding up/down.

For further information, comments, further copies of this report or if you would like a copy in Welsh please contact:

Sally Knock, Information & Marketing Manager
or

Julian Howe, Information & Research Assistant
Careers Wales Mid Glamorgan & Powys,
Castle House, Southern Road,
Caerphilly CF83 1LH

Tel: 029 2085 7940

Email: information&marketing@cwmgp.co.uk

Year 11 Caerphilly Pupil Destinations 2008

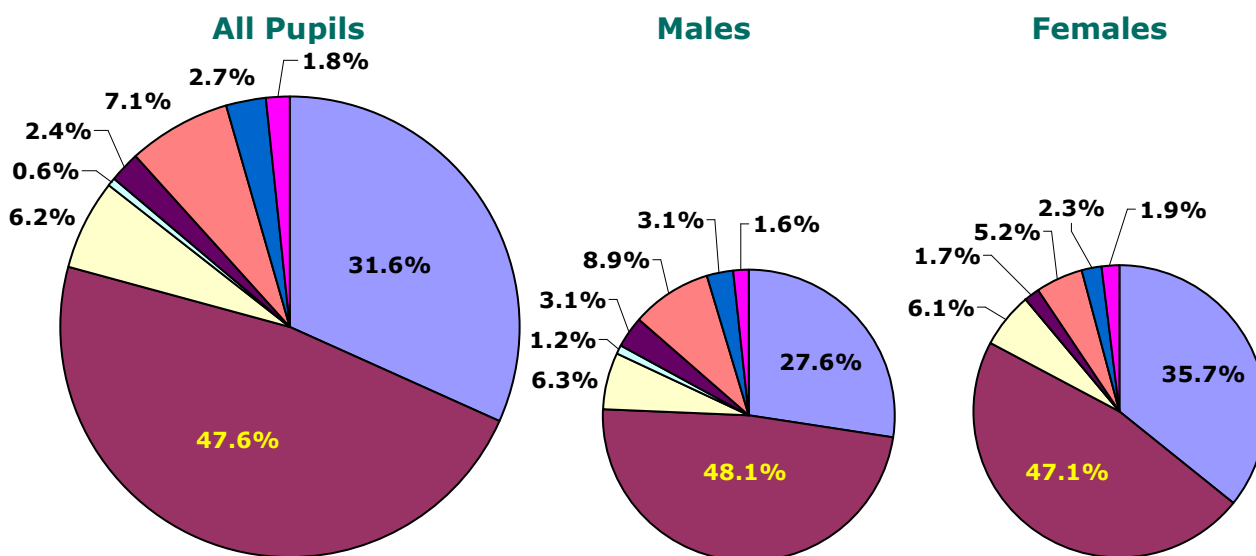
- 2490 in the cohort
- There has been a decrease of 2.5% in the population of Year 11 since last year, a trend expected to continue over the next decade.
- The cohort is made up of 50% males and 50% females. In 2007, the percentages were 52% and 48% respectively.

Education

- The majority of school leavers – over 79% – remained in full time education. This shows a significant increase. Last year’s figure was 74.5%. (See also **5 Year Trends**).
- Females in the cohort represent a higher percentage of those continuing in education than males. 82.8% of girls continued, compared to 75.7% of boys.
- Overall, of those who continued in full-time education, 40% continued in school with 60% attending full-time college courses. The eastern side of the unitary authority has a tertiary education system with only one school having a sixth form, hence the large number attending college.

YEAR 11 CAERPHILLY PUPIL DESTINATIONS

	Male	Female	Total
Full-Time Education - School	342	446	788
Full-Time Education - College	597	588	1185
WBT - Non Employed Status	78	76	154
WBT - Employed Status	15	0	15
Employed	39	21	60
Not in Education, Employment, or Training	111	65	176
No Response To Survey	39	29	68
Left The Area	20	24	44
Total	1241	1249	2490



Year 11 Caerphilly Pupil Destinations 2008

Work and Training

- 6.2% of the cohort entered non-employed WBT, down from 7.8% last year.
- Only 0.6% entered WBT with employed status (15 pupils – all boys) including Modern Apprenticeships, down from 0.9% the previous year.
- There was also a significant decrease in the numbers entering employment from 97 young people in 2007 to only 60 in 2008. (See also 5 Year Trends)
- Boys made up a majority of those entering WBT and employment, representing 57.6% of the total overall.
- Mainly boys entered work or training in engineering and construction whilst girls entered service industries such as hairdressing, childcare and administrative work.
- At the time of the survey, 7.1% were not in education, employment or training (NEET), the same as in 2007.
- Overall 2.7% did not respond to the survey, an improvement on 2007 reducing the figure from 95 to 68.

Ethnicity (All Company Data)

- Figures for Year 11 clients selecting an ethnic group show: 81.3% consider themselves White British, White Irish or White Other; 17.9% selected no ethnic group, and 0.8% selected other minority ethnic groups.

Year 11 Caerphilly Pupil Destinations 2008

5 YEAR TRENDS

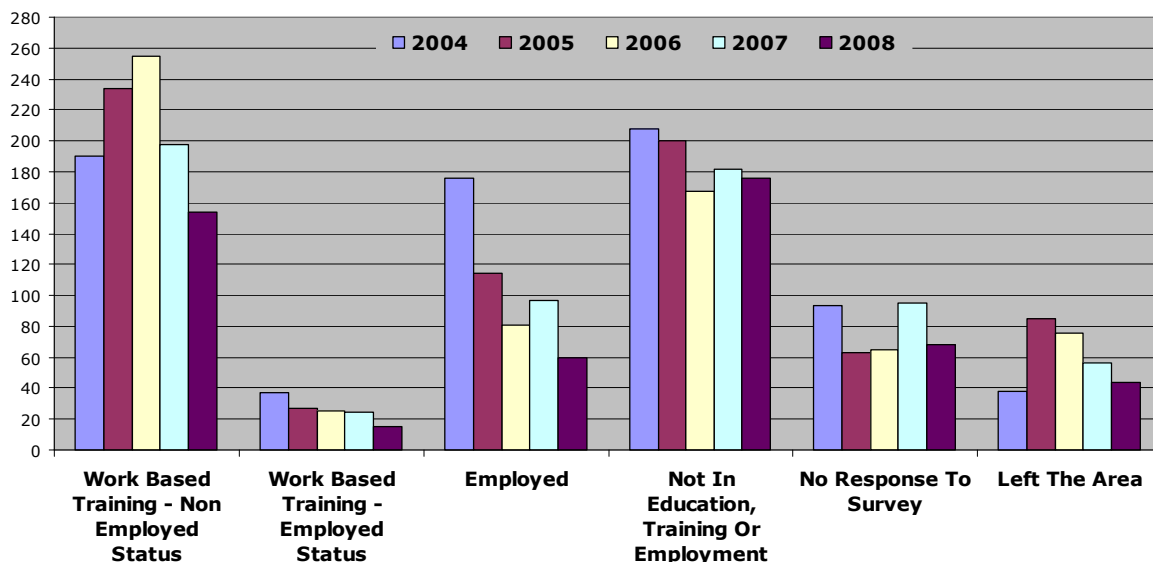
- The total Year 11 cohort is 2490, a drop of 2.5% since 2004.
- The percentage of young people staying in education has increased gradually from 71% in 2004 to 79% this year.

2004	2005	2006	2007	2008
71%	72%	72%	74%	79%

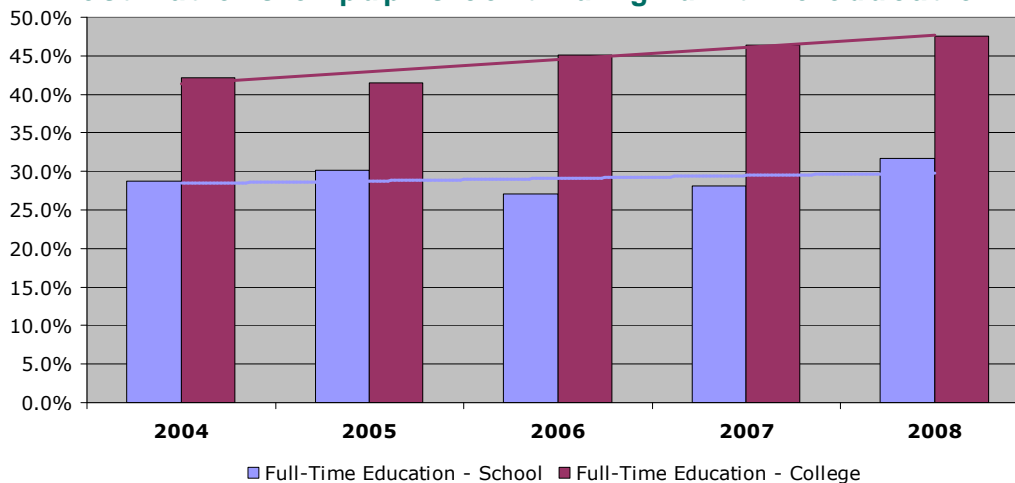
- The Education Maintenance Allowance was introduced in 2004/2005 and may have influenced staying-on rates over the last few years.

- Following a peak in 2006 of 280, the number entering WBT has fallen by 40% to 169.
- The number entering employment has steadily decreased from a high of 176 in 2004 to this year's figure of 60, *only 34% of the 2004 figure.*
- Girls have consistently represented the greatest percentage of those continuing in full time education and conversely boys have continued to be much more likely to enter work or training.

Destinations of pupils leaving full-time education



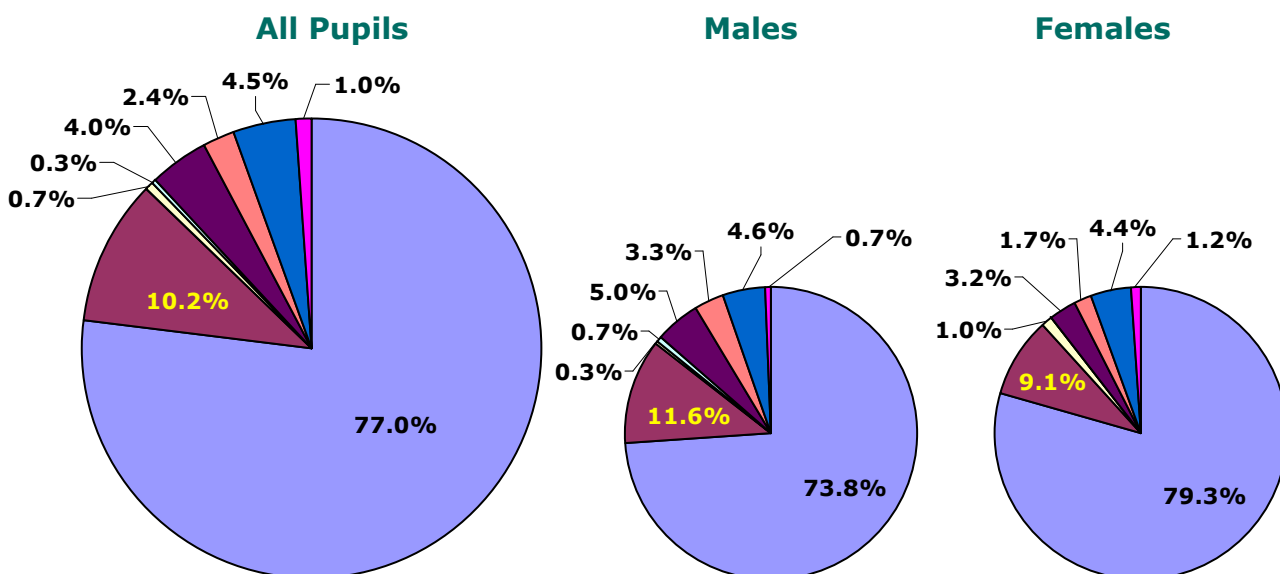
Destinations of pupils continuing full-time education



Year 12 Caerphilly Pupil Destinations 2008

- **Note:** This information relates only to those pupils who have continued into Year 12 (primarily Caerphilly West) and not FE students
- 708 in the cohort
- The majority - 87% of pupils - continued in full-time education following Year 12. Of those that continued, 58% were female and 42% male.
- The figures make it clear that most pupils who continue in full-time education beyond Year 11 will continue for at least two years.
- 10.2% left school after Year 12 to continue their education in college. This will reflect to some extent the nature of Year 12 course studied.
- There was a slightly higher percentage of Year 12 leavers entering employment than Year 11 – 4.0% compared to 2.4%.
- Of the remainder, 1% entered WBT, 2.4% were known not to be in employment, training or education (NEET) and a further 5.5% had not responded to the survey or had left the area.

	Male	Female	Total
Full-Time Education – School	223	322	545
Full-Time Education - College	35	37	72
WBT - Non Employed Status	1	4	5
WBT - Employment Status	2	0	2
Employed	15	13	28
Not in Education, Employment, or Training	10	7	17
No Response To Survey	14	18	32
Left The Area	2	5	7
Total	302	406	708



Year 13/14 Caerphilly Pupil Destinations 2008

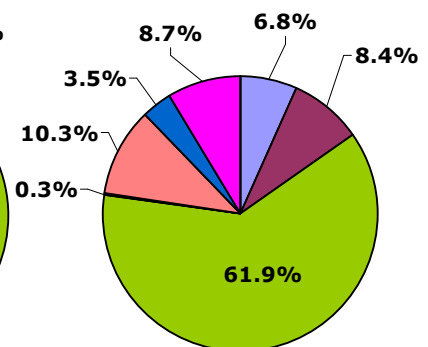
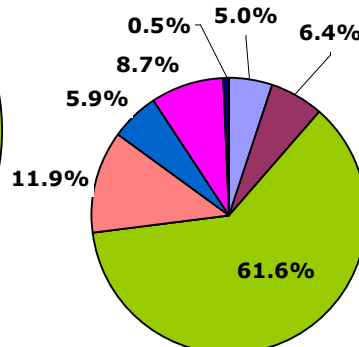
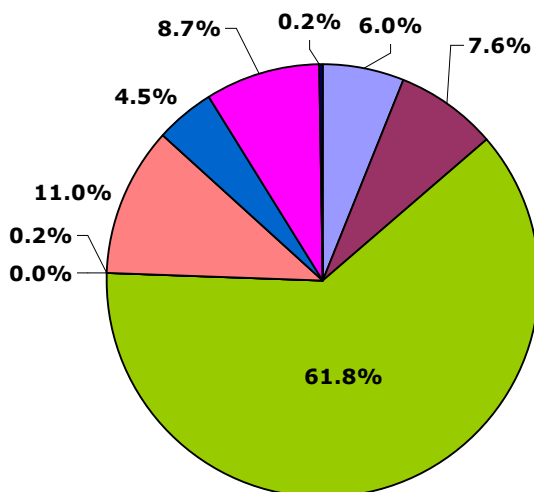
- 529 in the cohort
- 75.4% of these students continued in some form of full-time education.
- 61.8% of the total cohort progressed onto higher education including a small percentage on a Gap year. (See Page 10 for some comparative figures)
- Of those attending higher education, 59% were female and 41% male.
- 13.6% of the total cohort continued in school or college education.
- 11.2% of the group entered the labour market, the overwhelming majority entering employment rather than training.
- Of the remainder, 4.5% were known not to be in education, work or training and 8.9% did not respond at the time of the survey or are known to have left the area.

	Male	Female	Total
Full-Time Education - School	11	21	32
Full-Time Education - College	14	26	40
Full-Time Education - HE including Gap Year	135	192	327
WBT - Non Employed Status	0	0	0
WBT - Employment Status	0	1	1
Employed	26	32	58
Not in Education, Employment, or Training	13	11	24
No Response To Survey	19	27	46
Left The Area	1	0	1
Total	219	310	529

All Pupils

Males

Females



All Company Data Destinations 2008

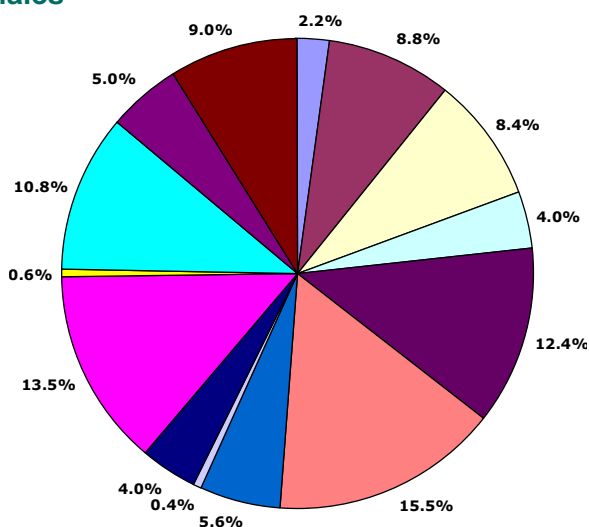
Occupations

- Overall, less than 5% of the total number of young people surveyed **across the unitary authorities covered by the company** had an “employed” destination. We have, therefore, combined the information from across the company area to give a more comprehensive picture of occupations being entered by young people.
- Boys are more likely to enter the labour market between 16 and 18 than girls. They made up 60% of the total. It is worth noting, however, that **75%** of labour market entrants, immediately after Year 11, were boys.
- Career choices still reflect what are perceived to be stereotypical routes. However, these figures represent a very small percentage of the total cohort. It is problematic therefore, to draw any conclusions about the subsequent career choices of the rest of the group involved in this survey.

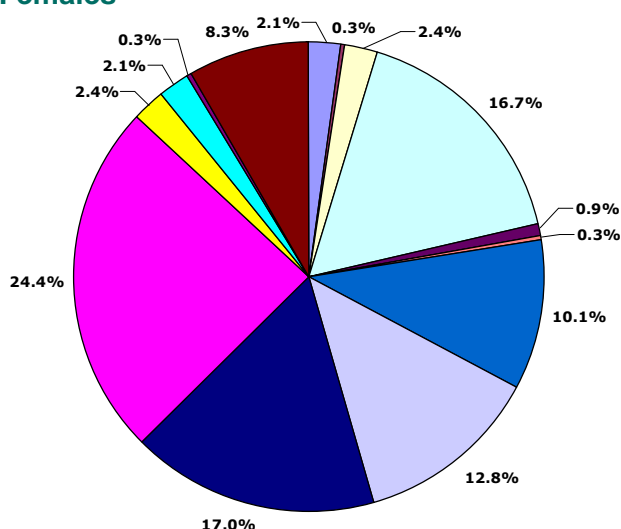
Combined Employment Destinations Years 11, 12, 13 and 14

SOC 2000	Description	Male	Female	Total
11	Managers	11	7	18
31	Science & Technical Associate Professionals	44	1	45
33	Protective Service Occupations	42	8	50
41	Administrative Occupations	20	56	76
52	Skilled Metal & Electrical Trades	62	3	65
53	Skilled Construction & Building Trades	78	1	79
54	Textile, Printing & Other Skilled Trades	28	34	62
61	Caring Personal Service Occupations	2	43	45
62	Leisure & Other Personal Service Occupations	20	57	77
71	Sales Occupations	68	82	150
72	Customer Service Occupations	3	8	11
81	Process Plant & Machine Operatives	54	7	61
91	Elementary Trades, Plant & Storage Related Occupations	25	1	26
92	Elementary Administration & Service Occupations	45	28	73
Total		502	336	838

Males



Females

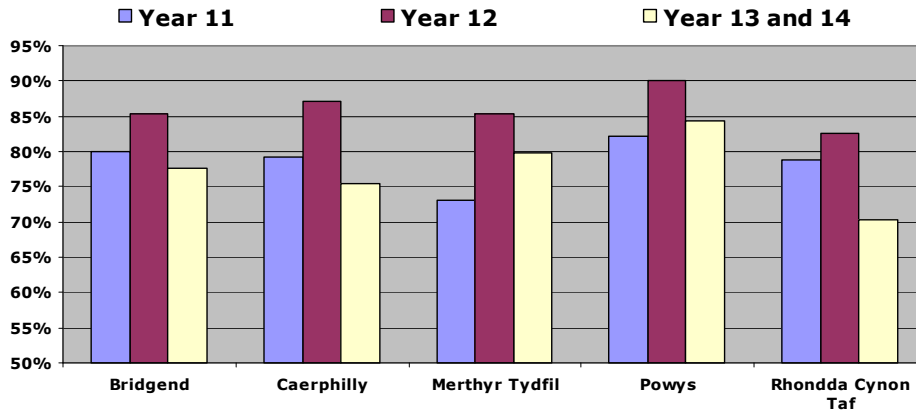


All Company Data Destinations 2008

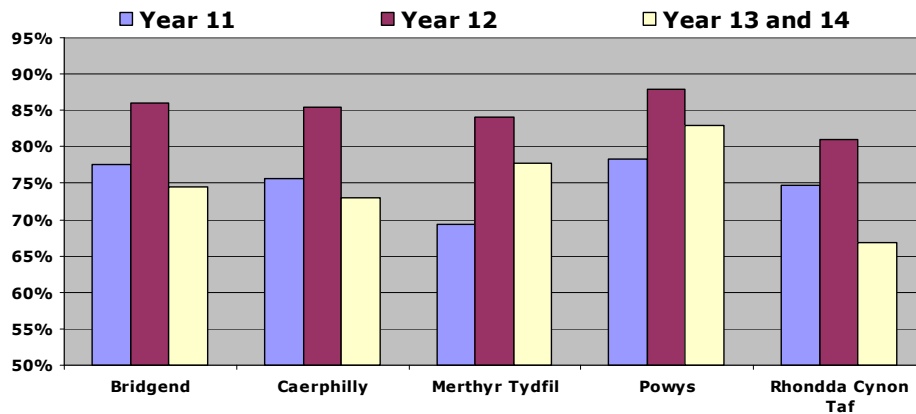
Continuing Education

The following charts show the **percentage** of pupils in each cohort who continued in any type of education (school, college and university) i.e. Year 13/14 destinations are not only those progressing to HE but those still in school or college. Figures are from across all company unitary authority areas.

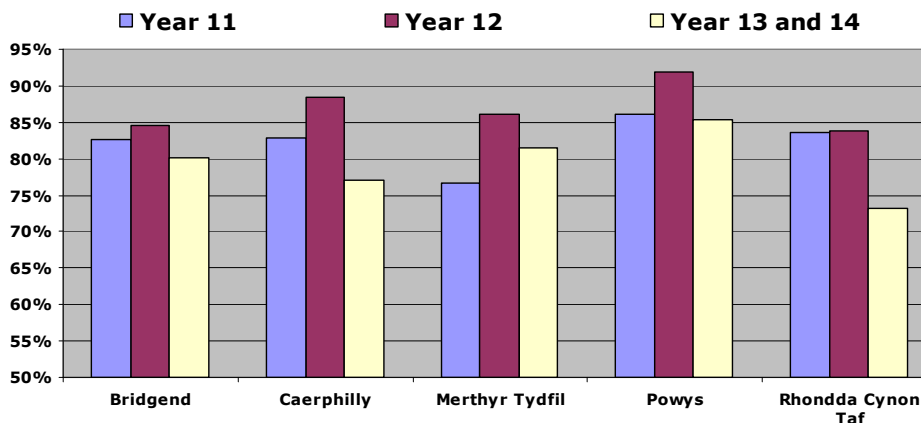
Total



Male



Female



We hope you have found this analysis useful.

Should you require any more detailed information, please contact Information & Marketing (information&marketing@cwmgp.co.uk).

DEFINITIONS

WBT – Work Based Training

- Government sponsored training programmes.
- This includes Skillbuild, Foundation Modern Apprenticeships and Modern Apprenticeships.

WBT non-employed status

- Young people on the above programmes who are in receipt of a training allowance.

WBT employed status

- Young people on the above programmes who also have a contract of employment.
- It includes all those on Modern Apprenticeships.

Employed

- In employment with no involvement in government sponsored training (but may include informal or in-house training).

Not in education, employment or training

- Those registered with Careers Wales for support to find a placement in education, employment or training.
- Those available for work, training or education but not registered with Careers Wales.
- Those not available for work, training or education e.g. pregnant, carer, in custody, ill health.

Left the area

- Known to have left the local area, but not necessarily Wales.

No response

- Did not respond to our enquiries.