



The Vale of Glamorgan
Pupil Destinations 2007




Vale of Glamorgan Pupil Destinations 2007

Foreword

The Annual Destinations Survey provides statistical information and analysis of the destinations of school leavers who were in Years 11, 12 and 13/14 during the academic year 2006-2007.

Today's young people are faced with an increasingly complex range of choices and decisions and for this reason high quality, impartial careers guidance has never been more important.

We hope this report will assist all those involved in the planning and delivery of education, training and employment opportunities, as well as informing future school leavers of the choices available to them.



Mark Freeman
Chief Executive

Introduction

This report is based on the destinations of over 3000 pupils attending secondary schools in the Vale of Glamorgan. Pupils from special schools are included in the survey but those from colleges and independent schools are not. It is a snapshot of their destinations on the 31st October 2007. The survey is conducted by Careers Wales on behalf of the Welsh Assembly Government. National and other Careers Wales company reports can be found at www.careerswales.com

Every effort is made to establish the destination of all pupils included in the survey. This includes phone calls, letters, emails and home visits. We are grateful to all our staff involved in the gathering and recording of data. We also wish to acknowledge the assistance given by local partners including schools, colleges, learning providers, Young People's Partnerships and other agencies, as well as young people themselves.

Definitions

Headings used in the following pages are largely self explanatory though the following may assist:

WBT – Work Based Training - Government sponsored training programmes. This includes Skillbuild, Foundation Modern Apprenticeships and Modern Apprenticeships.

WBT non employed status - Young people on the above programmes who are in receipt of a training allowance.

WBT employed status - Young people on the above programmes who also have a contract of employment. Includes all those on Modern Apprenticeships.

Employed - In employment with no involvement in government sponsored training (but may include informal or in-house training.)

Not in education, employment or training

Includes:

- those registered with Careers Wales for support to find a placement in education, employment or training.
- those available for work, training or education but who are not registered with Careers Wales.
- those not available for work, training or education e.g. pregnant, carer, in custody, ill health.

Left the area – known to have left the local area, but not necessarily Wales.

No response - Did not respond to our enquiries.

Figures may not always total exactly 100% due to rounding up/down.

For further information or comments please contact:

Clare Winnan

Business Manager
Careers Wales Cardiff and Vale
49 Holton Road, Barry CF63 4HF

Tel: 01446 410600

Email: clare.winnan@cardiffandvale.org.uk

For further copies of this report or if you would like a copy in Welsh please contact:

I gael mwy o gopiâu o'r adroddiad hwn neu os hoffech gopi Cymraeg cysylltwch â:

Lisa Blakeley

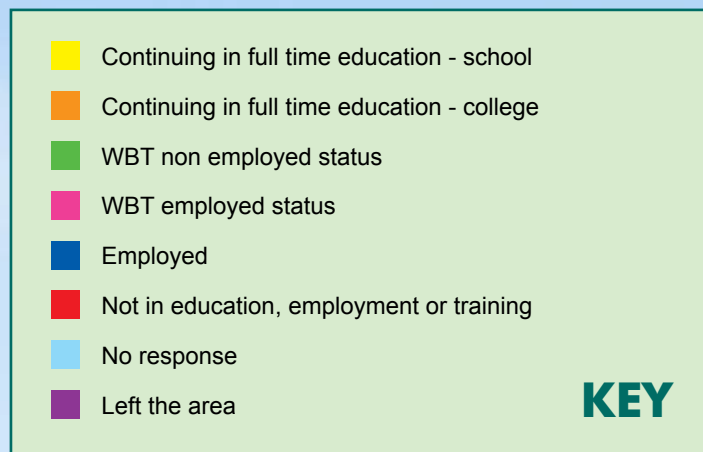
Marketing Assistant
Careers Wales Cardiff and Vale
53 Charles St, Cardiff CF10 2GD

Tel: 029 2090 6700

Email: lisa.blakeley@cardiffandvale.org.uk

Destinations of Statutory School Leavers (1701 Pupils)

	Male	Female	Total
Full-time education - school	416	456	872
Full-time education - college	270	219	489
WBT non employed status	45	20	65
WBT employed status	19	2	21
Employed	52	30	82
Not in education, employment or training	68	48	116
No response	20	15	35
Left the area	12	9	21
Total	902	799	1701



- There were 121 more Year 11 pupils in 2007 compared to the previous year. The cohort was 53% male and 47% female.

Education

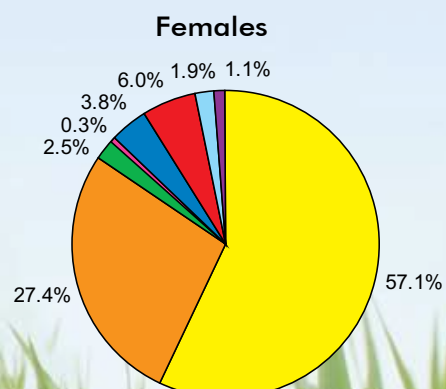
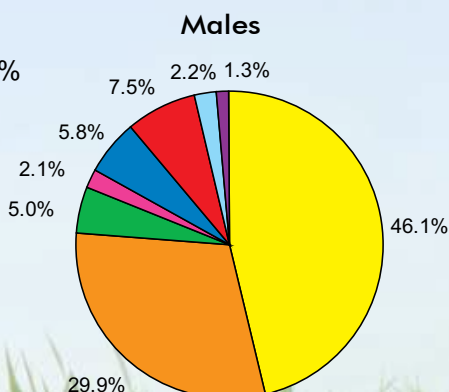
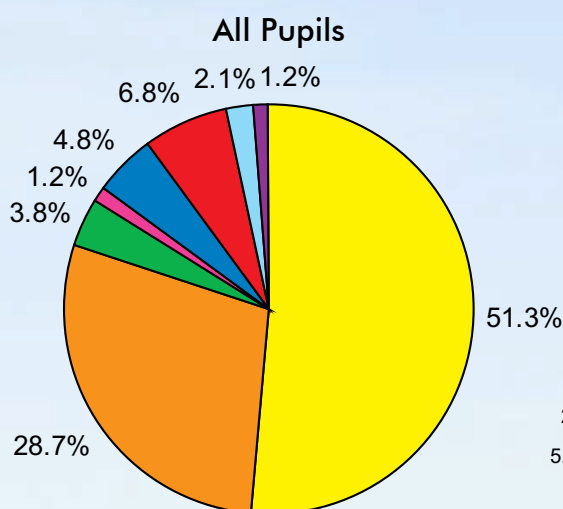
- The majority of statutory school leavers (80%) remained in full time education – slightly higher than last year (78.7%).
- More females than males opted to remain in education – 84.5% of girls and 76% of boys. The gender gap decreased by 1% compared to last year.
- Of those remaining in full time education, 64% entered a school sixth form and 36% went to college. These figures are very similar to last year.

Work and training

- 5% entered work based training – almost 2% less than 2006. This reflects the shortage of training opportunities available to young people. Three times as many boys as girls chose this route.
- 4.8% entered employment which is slightly higher than last year. As with training, boys were significantly more likely to choose this option than girls.
- Occupational choices remain stereotypical with males accounting for almost all those working or training in the engineering and construction sectors and girls predominating in personal services occupations, which include hairdressing, childcare and other caring work.

NEET/Unknown

- 6.8% were not in education, employment or training (NEET) at the time of the survey compared to 5.2% in 2006. Of this group, 39% were registered with Careers Wales as actively seeking employment or training and 15% were undertaking part time study at college.
- 2.1% did not respond to the survey, a similar percentage to last year.

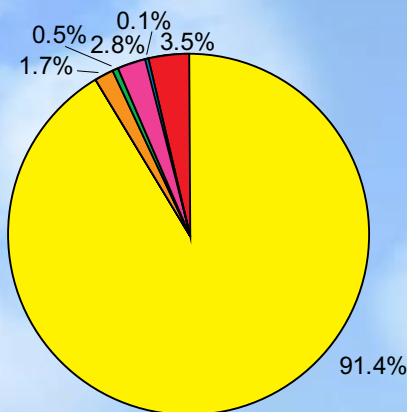


YEAR 11 Vale of Glamorgan Pupil Destinations 2007

Ethnicity

■	White (White British, White Irish, White Other)
■	Mixed (Mixed White & Black Caribbean, Mixed White & Black African, Mixed White and Asian, Mixed Other)
■	Black (Caribbean, African, Black Other)
■	Asian (Indian, Pakistani, Bangladeshi, Chinese, Asian Other)
■	Other Ethnic Group
■	No information on Ethnicity

KEY



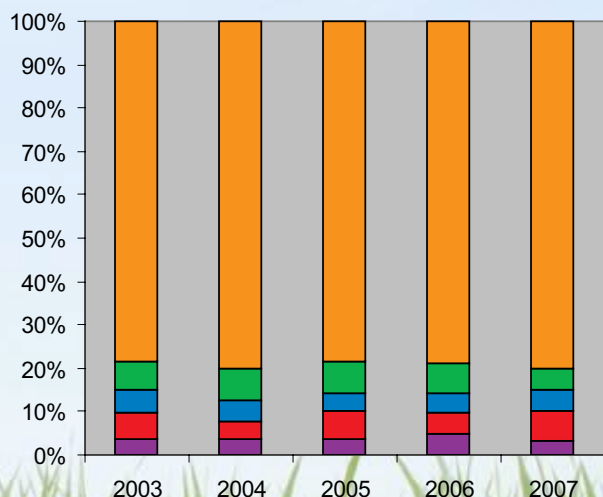
- 91.4% of statutory school leavers were white, 5.1% from a minority ethnic group with the ethnicity of the remaining 3.5% unknown.

- Overall, more minority ethnic school leavers (92%) opted to remain in education than their white counterparts (80%).

5 Year Trends %

	2003	2004	2005	2006	2007
<i>Number in Cohort</i>	1550	1528	1677	1580	1701
Continuing in full time education	78.3	79.9	78.5	78.7	80.0
Work Based Training	6.8	7.6	7.3	6.8	5.0
Employed	5.1	4.8	4.0	4.5	4.8
Not in education, employment or training	6.0	4.0	6.5	5.2	6.8
No response/Left the area	3.8	3.7	3.7	4.7	3.3

- The 2007 school leaver population is the highest recorded over the five year period.
- The percentage of young people remaining in education has been consistently between 78% and 80%.
- The staying on rate for females has been higher than for males every year.
- The percentage entering work based training has been declining by approximately half a percentage point since 2004, with a more significant decrease of 1.8% this year.
- The percentage of school leavers entering employment has remained steady at between approximately 4% and 5% over the five years.
- 2007 continued the pattern of recent years with the percentage of males entering the labour market (employment and work based training) significantly higher than for females.



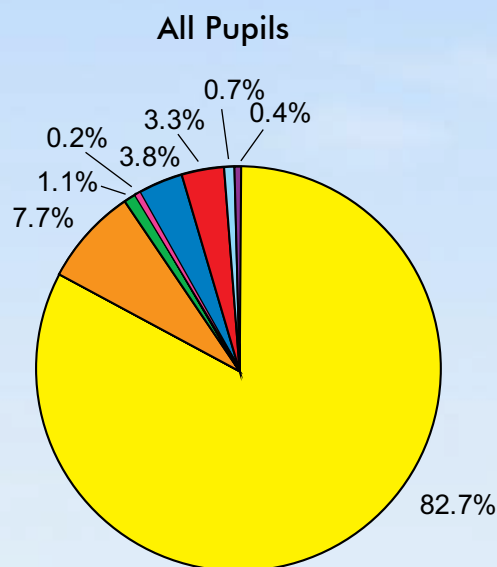
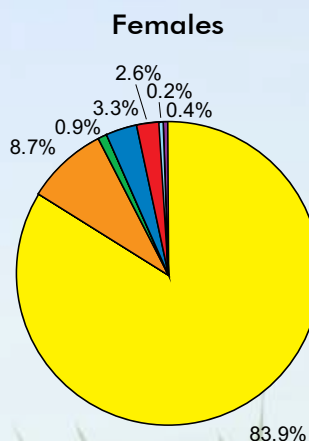
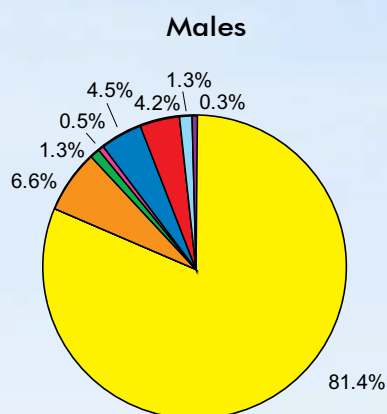
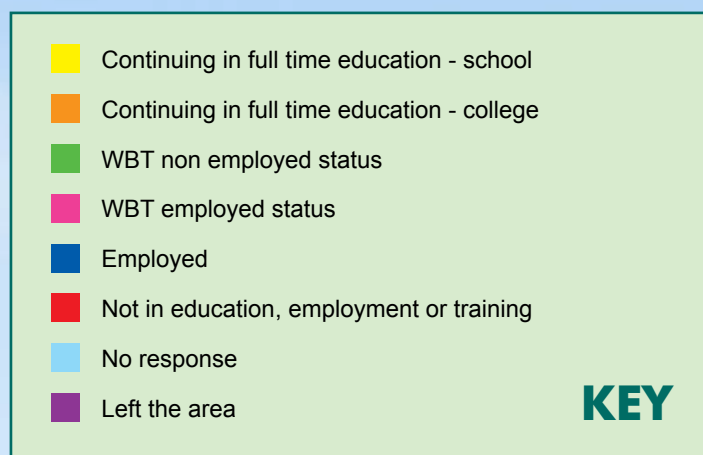
■	Continuing in full time education
■	Work Based Training
■	Employed
■	Not in education, employment or training
■	No response/Left the area

KEY

Destinations of Year 12 School Leavers (840 Pupils)

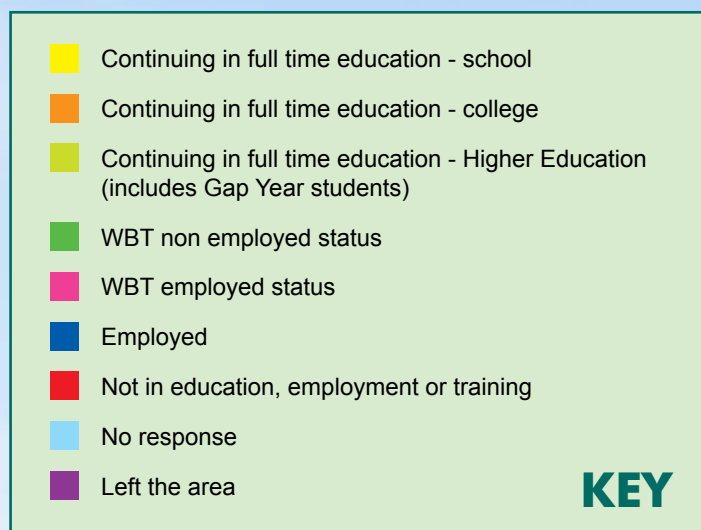
	Male	Female	Total
Full-time education - school	310	385	695
Full-time education - college	25	40	65
WBT non employed status	5	4	9
WBT employed status	2		2
Employed	17	15	32
Not in education, employment or training	16	12	28
No response	5	1	6
Left the area	1	2	3
Total	381	459	840

- The Y12 population had 57 more students compared to 2006.
- 90.4% opted to remain in education. The vast majority (82.7%) chose to remain in school and 7.7% opted for college. These are similar figures to 2006.
- Proportionately, slightly more males than females remained in school but more females chose to go to college.
- Overall 92.6% of females remained in full time education compared to 88% of males.
- Of the remainder, 1.3% entered work based training, 3.8% found employment and 3.3% were known not to be in education, employment or training at the time of the survey. Only nine students (1%) had moved away or remained unknown.



Destinations of Year 13 School Leavers (673 Pupils)

	Male	Female	Total
Full-time education - school	20	18	38
Full-time education - college	8	3	11
Full-time education - HE (includes Gap Year students)	267	247	514
WBT non employed status	0	0	0
WBT employed status	1		1
Employed	32	43	75
Not in education, employment or training	11	10	21
No response	1	9	10
Left the area	1	2	3
Total	341	332	673



- There were 51 more pupils in the cohort compared to 2006.
- 77% remained in full time education with the majority progressing into higher education (HE): 69.7% of the cohort. This compares to 77.5% and 70.7% respectively in 2006.
- The proportion of males and females entering HE in 2007 were very similar.
- A further 45 pupils (6.7%) were taking a gap year with the intention of entering HE in 2008. This is 1.5% higher than last year and continues an upward trend since collection of this data began. Almost twice as many males as females opted for a gap year.
- Of those continuing with their education but not entering HE, 5.6% returned to school and 1.6% went to a college of further education.
- 11.3% entered the labour market with all but one going into employment rather than training. 3.1% were known not to be in education, employment or training at the time of the survey.

