



The City and County of Cardiff

# Pupil Destinations 2007




# Cardiff Pupil Destinations 2007

## Foreword

The Annual Destinations Survey provides statistical information and analysis of the destinations of school leavers who were in Years 11, 12 and 13/14 during the academic year 2006-2007.

Today's young people are faced with an increasingly complex range of choices and decisions and for this reason high quality, impartial careers guidance has never been more important.

We hope this report will assist all those involved in the planning and delivery of education, training and employment opportunities, as well as informing future school leavers of the choices available to them.



Mark Freeman  
Chief Executive

## Introduction

This report is based on the destinations of over 6000 pupils attending secondary schools in Cardiff. Pupils from special schools are included in the survey but those from colleges and independent schools are not. It is a snapshot of their destinations on the 31st October 2007. The survey is conducted by Careers Wales on behalf of the Welsh Assembly Government. National and other Careers Wales company reports can be found at [www.careerswales.com](http://www.careerswales.com)

Every effort is made to establish the destination of all pupils included in the survey. This includes phone calls, letters, emails and home visits. We are grateful to all our staff involved in the gathering and recording of data. We also wish to acknowledge the assistance given by local partners including schools, colleges, learning providers, Young People's Partnerships and other agencies, as well as young people themselves.

## Definitions

Headings used in the following pages are largely self explanatory though the following may assist:

**WBT – Work Based Training** - Government sponsored training programmes. This includes Skillbuild, Foundation Modern Apprenticeships and Modern Apprenticeships.

**WBT non employed status** - Young people on the above programmes who are in receipt of a training allowance.

**WBT employed status** - Young people on the above programmes who also have a contract of employment. Includes all those on Modern Apprenticeships.

**Employed** - In employment with no involvement in government sponsored training (but may include informal or in-house training.)

## Not in education, employment or training

Includes:

- those registered with Careers Wales for support to find a placement in education, employment or training.
- those available for work, training or education but who are not registered with Careers Wales.
- those not available for work, training or education e.g. pregnant, carer, in custody, ill health.

**Left the area** – known to have left the local area, but not necessarily Wales.

**No response** - Did not respond to our enquiries.

Figures may not always total exactly 100% due to rounding up/down.

For further information or comments please contact:

### Clare Winnan

Business Manager  
Careers Wales Cardiff and Vale  
49 Holton Road, Barry CF63 4HF

Tel: 01446 410600

Email: [clare.winnan@cardiffandvale.org.uk](mailto:clare.winnan@cardiffandvale.org.uk)

For further copies of this report or if you would like a copy in Welsh please contact:

I gael mwy o gopiâu o'r adroddiad hwn neu os hoffech gopi Cymraeg cysylltwch â:

### Lisa Blakeley

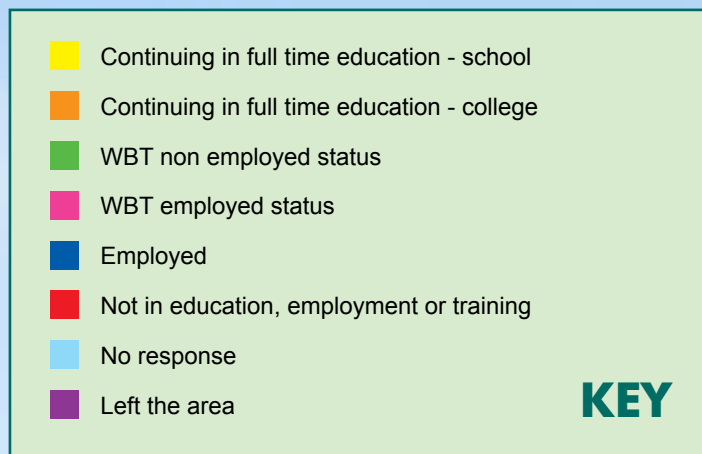
Marketing Assistant  
Careers Wales Cardiff and Vale  
53 Charles St, Cardiff CF10 2GD

Tel: 029 2090 6700

Email: [lisa.blakeley@cardiffandvale.org.uk](mailto:lisa.blakeley@cardiffandvale.org.uk)

## Destinations of Statutory School Leavers (3693 Pupils)

	Male	Female	Total
Full-time education - school	711	811	1522
Full-time education - college	631	669	1300
WBT non employed status	91	54	145
WBT employed status	46	28	74
Employed	91	82	173
Not in education, employment or training	176	139	315
No response	58	44	102
Left the area	31	31	62
<b>Total</b>	<b>1835</b>	<b>1858</b>	<b>3693</b>



- There were 112 more Year 11 pupils in 2007 compared to the previous year. The cohort was evenly split male / female.

### Education

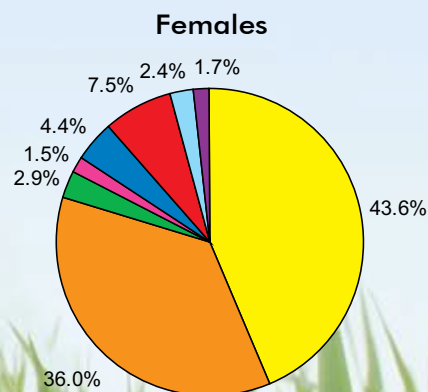
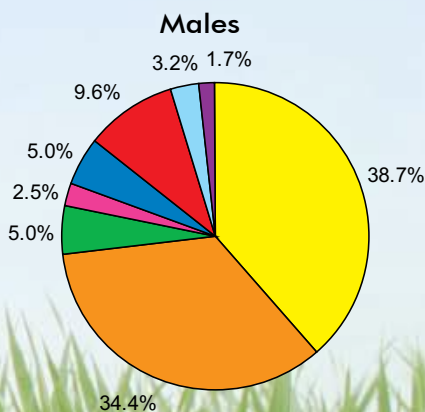
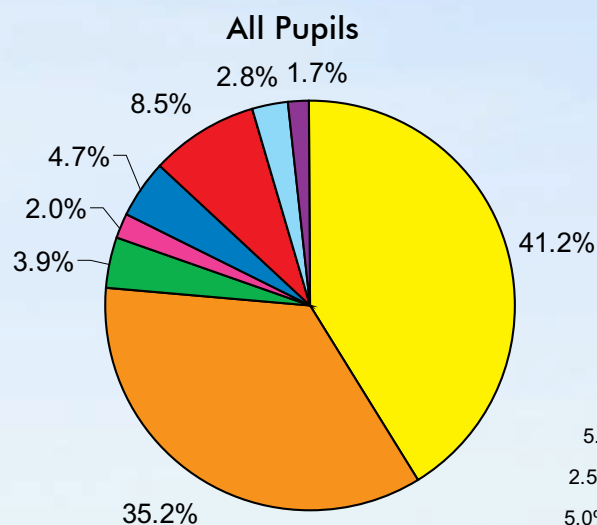
- The majority of statutory school leavers (76.4%) remained in full time education. This was 2.4% more than 2006.
- More females than males opted to remain in education – 79.6% of girls and 73.1% of boys. For both genders the staying on rate increased compared to 2006 but the gender gap has remained the same at approximately 6%.
- Of those remaining in full time education, 54% entered a school sixth form and 46% went to college. These figures are similar to last year.

### Work and Training

- 5.9% entered work based training (6.7% in 2006). Almost twice as many males as females chose this route. The majority of these entered Skillbuild training i.e. NVQ Level 1 or below.
- 4.7% entered employment. This is similar to last year. Males were slightly more likely than females to choose this option.
- Occupational choices remain stereotypical with males accounting for almost all those working or training in the engineering and construction sectors and girls predominating in personal services occupations which include hairdressing, childcare and other caring work.

### NEET / Unknown

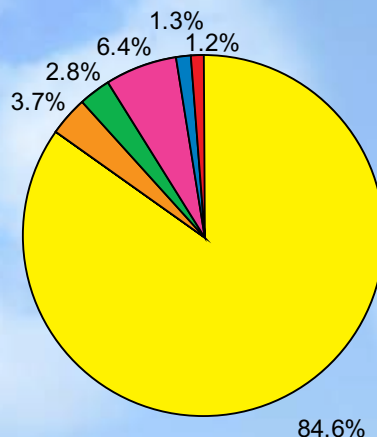
- 8.5% were not in education, employment or training (NEET) at the time of the survey, a slight decrease on 2006. Of these, around half were registered with Careers Wales and actively seeking employment or training.
- 2.8% did not respond to the survey.



## Ethnicity

<span style="color: yellow;">■</span>	<b>White</b> (White British, White Irish, White Other)
<span style="color: orange;">■</span>	<b>Mixed</b> (Mixed White & Black Caribbean, Mixed White & Black African, Mixed White and Asian, Mixed Other)
<span style="color: green;">■</span>	<b>Black</b> (Caribbean, African, Black Other)
<span style="color: pink;">■</span>	<b>Asian</b> (Indian, Pakistani, Bangladeshi, Chinese, Asian Other)
<span style="color: blue;">■</span>	<b>Other Ethnic Group</b>
<span style="color: red;">■</span>	<b>No information on Ethnicity</b>

**KEY**



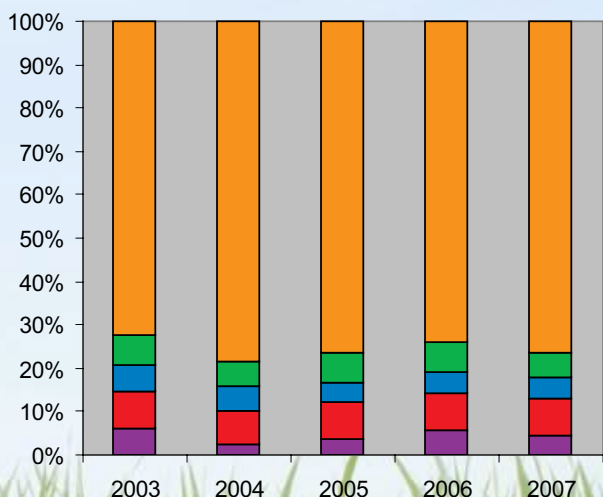
- 84.6% of statutory school leavers were white, 14.2% from a minority ethnic group with the ethnicity of the remaining 1.2% unknown.
- Overall more minority ethnic school leavers (82.4%) opted to remain in education than their white counterparts (75.6%).

The rate varied between different minority groups however, ranging from 100% of Chinese to 50% of Mixed White and Black African. (Note: these percentages should be treated with some caution due to the low numbers in some minority ethnic groups.)

## 5 Year Trends %

	2003	2004	2005	2006	2007
<i>Number in Cohort</i>	4113	3625	3712	3805	3693
Continuing in full time education	72.3	78.3	76.6	74	76.4
Work Based Training	7	6	6.6	6.7	5.9
Employed	6	5.7	4.8	4.8	4.7
Not in education, employment or training	8.7	7.4	8.4	8.8	8.5
No response/Left the area	6	2.6	3.6	5.6	4.5

- Over the last five years the school leaver population has been between 3625 and 4113.
- The average rate for continuing in education has been 75.5%. It has been consistently higher for females than males.
- The percentage entering work based training dropped by nearly 1% to under 6% for the first time in the five year period.
- 2007 continued the pattern of recent years, with the percentage of males entering the labour market (employment and work based training) significantly higher than females.
- There has been a gradual downward trend in school leavers entering employment from 6% in 2003 to 4.7% in 2007.

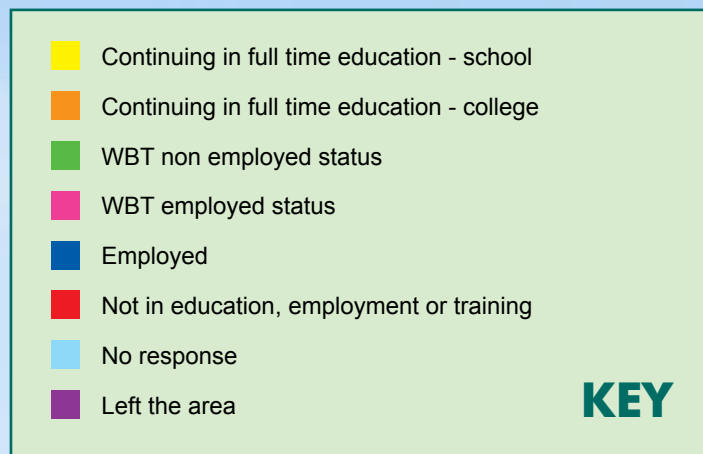


<span style="color: orange;">■</span>	Continuing in full time education
<span style="color: green;">■</span>	Work Based Training
<span style="color: blue;">■</span>	Employed
<span style="color: red;">■</span>	Not in education, employment or training
<span style="color: purple;">■</span>	No response/Left the area

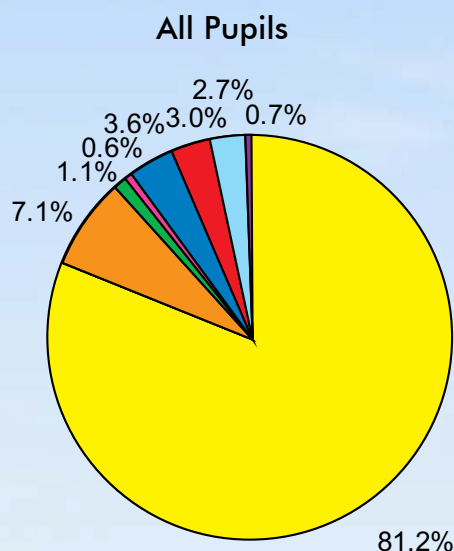
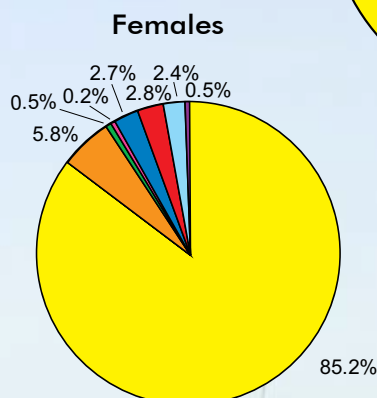
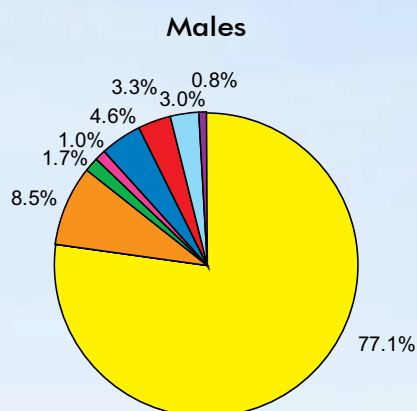
**KEY**

## Destinations of Year 12 School Leavers (1677 Pupils)

	Male	Female	Total
Full-time education - school	638	724	1362
Full-time education - college	70	49	119
WBT non employed status	14	4	18
WBT employed status	8	2	10
Employed	38	23	61
Not in education, employment or training	27	24	51
No response	25	20	45
Left the area	7	4	11
<b>Total</b>	<b>827</b>	<b>850</b>	<b>1677</b>



- The Y12 population increased by 82 pupils compared to 2006
- The vast majority (81.2%) chose to remain in school. In 2006 the figure was 79.4%.
- 7% went to college to continue their education (8.1% in 2006). Proportionately, males were more likely than females to go to a college after Year 12 and girls more likely to remain in school.
- Overall 91% of females remained in full time education compared to 85.6% of males.
- Of the remainder, 1.7% entered work based training, 3.6% found employment and 3% were known not to be in education, employment or training at the time of the survey. These figures are similar to last year.



## Destinations of Year 13 School Leavers (1316 Pupils)

	Male	Female	Total
Full-time education - school	45	51	96
Full-time education - college	8	1	9
Full-time education - HE (includes Gap Year students)	416	519	935
WBT non employed status		1	1
WBT employed status	6	5	11
Employed	58	75	133
Not in education, employment or training	24	23	47
No response	32	37	69
Left the area	5	10	15
<b>Total</b>	<b>594</b>	<b>722</b>	<b>1316</b>

- There were 98 more pupils in the cohort compared to 2006.
- 70.4% remained in full time education with the majority progressing onto higher education (HE) – 62.4% of the cohort. This compares to 76.7% and 68.1% respectively in 2006.
- 63.6% of females opted for HE compared to 60.9% of males.
- A further 114 pupils (8.7%) were taking a gap year with the intention of entering HE in 2008. This compares to 6.5% in 2006 and 3.7% in 2005 when collection of this data began.
- Of those continuing with their education but not entering HE, 7.3% of the cohort returned to school and 0.7% went to a college of further education.
- 11% entered the labour market with the vast majority going into employment rather than training. 3.6% were known not to be in education, employment or training at the time of the survey.

