

The Vale of Glamorgan
Destinations
2004

A graphic of a target with a green center and a green crosshair, overlaid on a blue circular background with concentric circles and a vertical line.

Pupil Destinations 2004 - Vale of Glamorgan

Points of Interest

Year 11 (1528 pupils)

Education

- The percentage remaining in full time education rose slightly to 79.9% this year. (78.3% in 2003). Of those remaining in full time education, 64% continued in school and 36% in college - similar ratios to last year.
- More females than males remained in full time education (84% of girls and 75% of boys). These are similar to the 2003 figures.

Work and training

- 12.4% entered employment or work-based training. This marks a slight increase on last year but the figure has been fairly static at around 12% in recent years. More entered training than employment and there was a roughly even split between those entering training with employment status and those without.
- Once again more boys than girls chose to enter the labour market, accounting for nearly two thirds of the group.
- Of the total entering employment, 34% had planned training compared to 30% in 2003. Planned training includes apprenticeships outside of government sponsored programmes, day release, training towards a recognised qualification or a defined company training programme.

Unemployed/Unknown

- 4% of the cohort was identified as not in education, employment or training at the time of the survey, compared to 6% in 2003. This decrease reflects the efforts made by Career Wales to follow up all pupils.
- 1.7% of the cohort did not respond to the survey and are therefore unknown. We will continue to follow these up via letters, phone calls and home visits. 2% of the cohort had moved away from the area.

Year 12 (767 pupils)

- The vast majority of Year 12 students opted to remain in school (85%). Of the remainder 7.4% left school to enrol at college, 3.2% entered employment or work based training and just over 1% was known to be unemployed.

Year 13 (715 pupils)

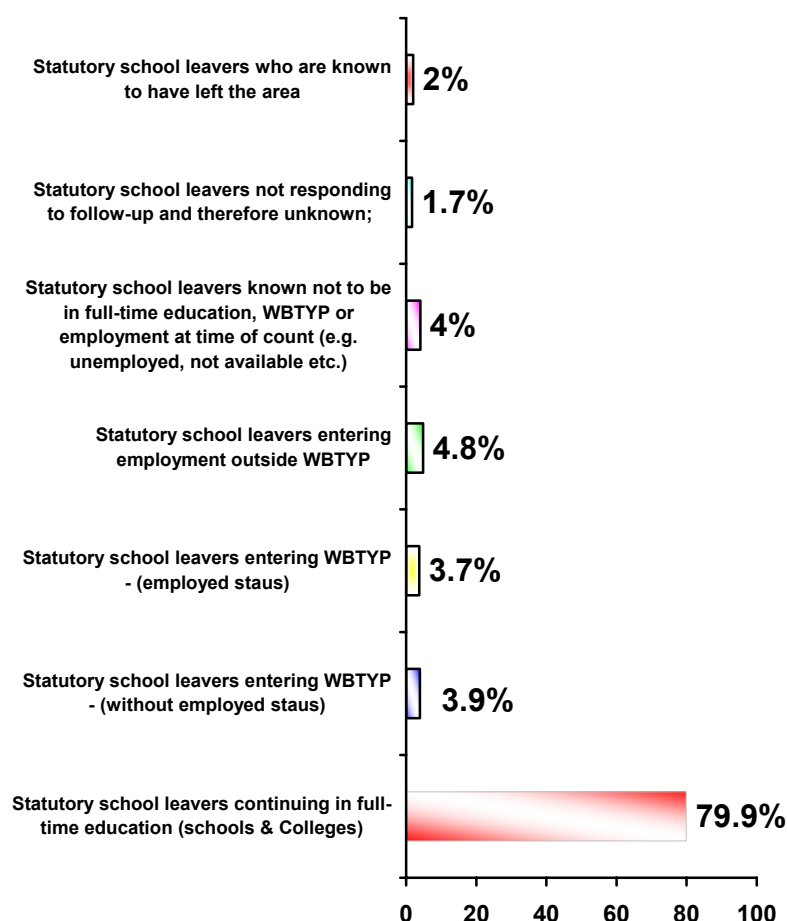
- There were over 100 more pupils completing Year 13 in 2004 compared to 2003.
- 74.4% remained in full time education, the majority progressing to higher education - 58% of the cohort. This is a decrease from 70% last year; however there has been a change in the categorisation of those taking a gap year. These were previously included with those entering HE but are now included according to what they actually doing at the time of the survey eg in employment, or in the case of those who are travelling, 'not available for work'. This accounts for the increase in these categories.
- Of those going onto Higher Education, 55% were girls and 45% boys.
- Of those continuing with full time education but not entering HE, 9.2% returned to school and 7.3% went to college.
- Of those not continuing in education, 18.4% entered the labour market, the overwhelming majority into employment rather than training. Many of these intend entering HE in 2006. 4.5% were known not to be in employment, education or training; this includes a number of school leavers travelling on a gap year.

Destination of Year 11 School Leavers – 2004

(The Vale of Glamorgan)

	Continuing in full-time education (schools & colleges)	Entering work based training – non employed status	Entering work based training – employed status	Employed other	Known not to be in full-time education, work based training or employment	Not responding to follow-up and therefore unknown	Statutory school leavers who are known to have left the area	Total Number in Cohort
Male	570	33	39	47	30	13	24	756
Female	651	26	18	26	32	12	7	772
Total	1221	59	57	73	62	25	31	1528
%	79.9%	3.9%	3.7%	4.8%	4%	1.7%	2%	

<i>Male</i>	756
<i>Female</i>	772
TOTAL	1528



Destination information was collected as at 31st October 2004.
The destination recorded is the pupil's first permanent one.

2004 Statutory School Leavers continuing in full Time Education	MALE	FEMALE	TOTAL
Statutory school leavers continuing education in year 12 of 11-18 schools	351	429	780
Statutory school leavers continuing education in Colleges and Further Education, Tertiary Colleges, 6 th Form Colleges or other Post 16 Institutions	219	222	441

2004 Statutory School Leavers Entering Employment Outside Work Based Training	MALE	FEMALE	TOTAL
Statutory school leavers in employment with planned training	14	11	25
Statutory school leavers in employment without planned training	33	15	48

2004 Statutory School Leavers - Ethnic Minority Breakdown

	Continuing in full-time education (schools & colleges)	Entering work based training – non employed status	Entering work based training – employed status	Employed other	Known not to be in full-time education, work based training or employment	Not responding to follow-up and therefore unknown / or left the area	TOTAL
White	1153	57	56	69	56	46	1437
Black Caribbean	2						2
Indian	13	1					14
Pakistani	5				1	1	7
Chinese	1						1
Any other group	23			1	2	1	27
No information on ethnicity	24	1	1	3	3	8	40
TOTAL	1221	59	57	73	62	56	1528

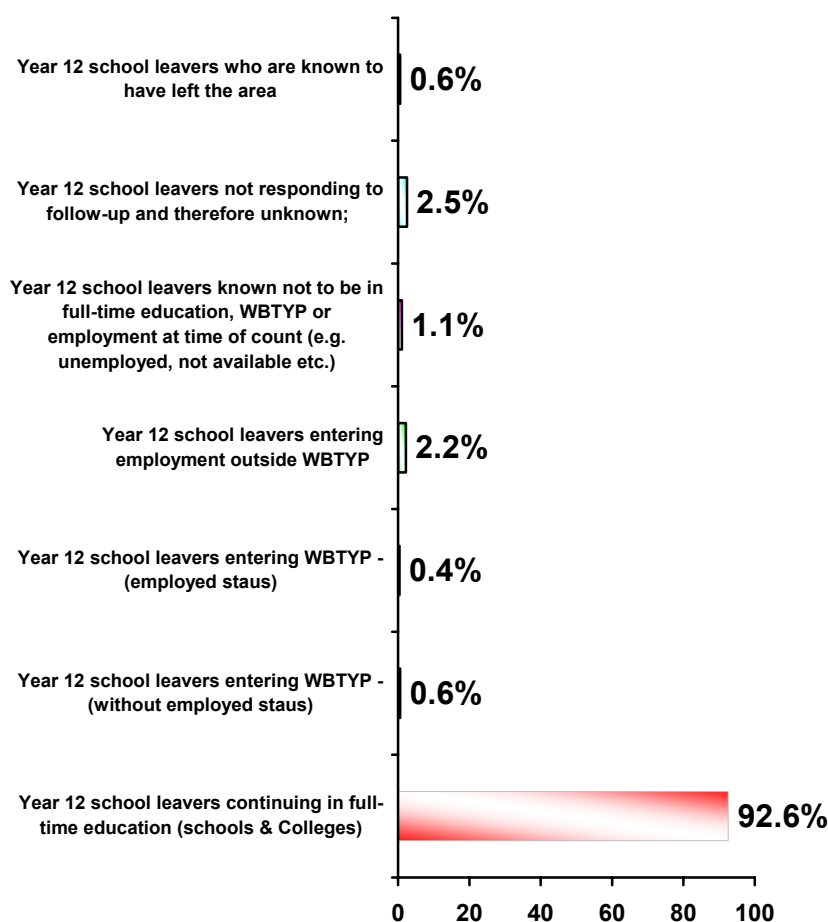
Destination information was collected as at 31st October 2004.
The destination recorded is the pupil's first permanent one.

Destination of Year 12 School Leavers – 2004

(The Vale of Glamorgan)

	Continuing in full-time education (schools & colleges)	Entering work based training – non employed status	Entering work based training – employed status	Employed other	Known not to be in full-time education, work based training or employment	Not responding to follow-up and therefore unknown	Statutory school leavers who are known to have left the area	Total Number in Cohort
Male	336	1	3	11	3	11	1	366
Female	374	4		6	5	8	4	401
Total	710	5	3	17	8	19	5	767
%	92.6%	0.6%	0.4%	2.2%	1.1%	2.5%	0.6%	

<i>Male</i>	<i>366</i>
<i>Female</i>	<i>401</i>
TOTAL	767



Destination information was collected as at 31st October 2004.
The destination recorded is the pupil's first permanent one.

2004 Year 12 School Leavers continuing in full Time Education	MALE	FEMALE	TOTAL
Year 12 school leavers continuing in Year 13 of 11-18 schools	307	346	653
Year 12 school leavers continuing education in Colleges of Further Education, Tertiary Colleges, 6 th Form Colleges or Post 16 Institutions	29	28	57

2004 Year 12 School Leavers Entering Employment Outside Work Based Training	MALE	FEMALE	TOTAL
Year 12 school pupils in employment with planned training	4	2	6
Year 12 school leavers in employment without planned training	7	4	11

2004 Year 12 School Leavers - Ethnic Minority Breakdown

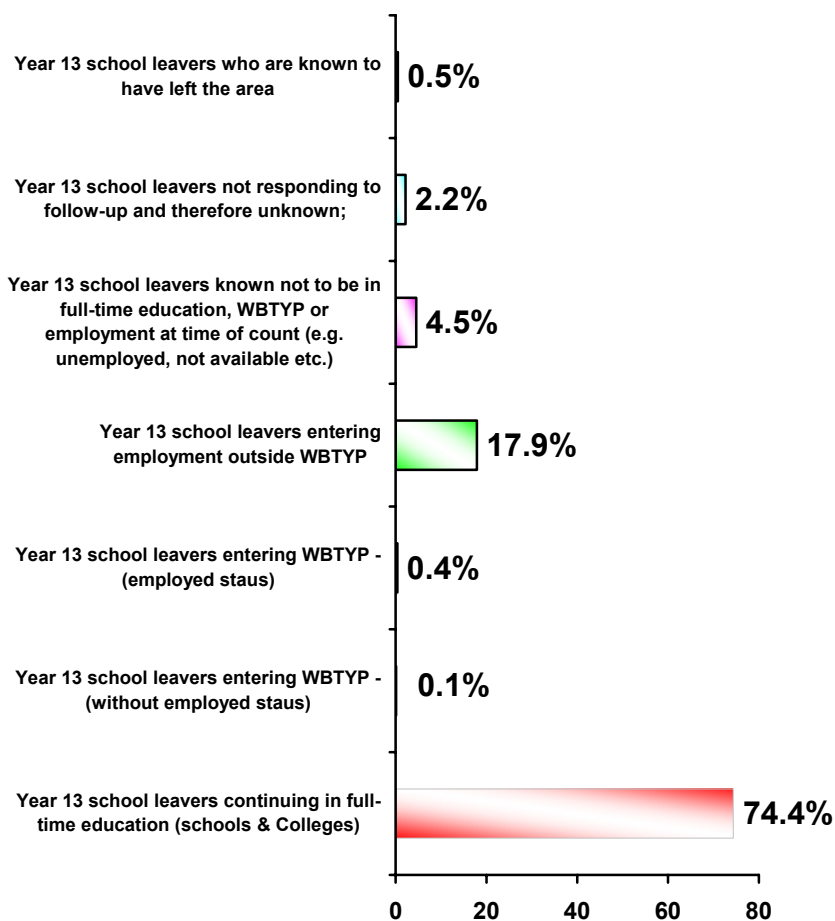
	Continuing in full-time education (schools & colleges)	Entering work based training – non employed status	Entering work based training – employed status	Employed other	Known not to be in full-time education, work based training or employment	Not responding to follow-up and therefore unknown / or left the area	TOTAL
White	673	5	3	15	8	22	726
Black African				1			1
Black Caribbean	1						1
Indian	8						8
Pakistani	6						6
Bangladesh	1						1
Chinese	4						4
Any other group	6			1			7
No information on ethnicity	11					2	13
TOTAL	710	5	3	17	8	24	767

Destination information was collected as at 31st October 2004.
The destination recorded is the pupil's first permanent one.

Destination of Year 13 School Leavers – 2004

(The Vale of Glamorgan)

	Continuing in full-time education (schools & colleges)	Entering work based training – non employed status	Entering work based training – employed status	Employed other	Known not to be in full-time education, work based training or employment	Not responding to follow-up and therefore unknown	Statutory school leavers who are known to have left the area	Total Number in Cohort
Male	232		3	67	16	8	2	328
Female	299	1		61	16	8	2	387
Total	531	1	3	128	32	16	4	715
%	74.4%	0.1%	0.4%	17.9%	4.5%	2.2%	0.5%	



<i>Male</i>	328
<i>Female</i>	387
TOTAL	715

2004 Year 13 School Leavers continuing in full Time Education	MALE	FEMALE	TOTAL
Year 13 school leavers continuing in Year 14 of 11-18 schools	28	38	66
Year 13 school leavers continuing education in Colleges of Further Education, Tertiary Colleges or 6 th Form Colleges	18	34	52
Year 13 school leavers continuing education in institutes of higher education	186	227	413

2004 Year 13 School Leavers Entering Employment Outside Work Based Training	MALE	FEMALE	TOTAL
Year 13 school pupils in employment with planned training	10	16	26
Year 13 school leavers in employment without planned training	57	45	102

2004 Year 13 School Leavers - Ethnic Minority Breakdown

	Continuing in full-time education (schools & colleges)	Entering work based training – non employed status	Entering work based training – employed status	Employed other	Known not to be in full-time education, work based training or employment	Not responding to follow-up and therefore unknown / or left the area	TOTAL
White	509	1	3	119	27	17	676
Black African	1			2			3
Black Caribbean	2				1		3
Indian	4						4
Pakistani	2			1	2	1	6
Chinese	4					1	5
Any other group	4			3			7
No information on ethnicity	5			3	2	1	11
TOTAL	531	1	3	128	32	20	715

Destination information was collected as at 31st October 2004.
The destination recorded is the pupil's first permanent one.

