



The County of Cardiff
& Vale of Glamorgan

Destinations

2004



Cardiff and Vale

Cardiff and Vale

The work of the Company covers the unitary authority areas of the City and County of Cardiff and the Vale of Glamorgan

Year 11 (5153 pupils)

Education

- The percentage remaining in full time education rose by almost 5% to 78.8% this year. (73.9% in 2003). Of those remaining in full time education, 41% went to college and 59% continued in school. (47% and 53% respectively in 2003)
- Though more females than males remained in full time education (82% of girls and 75% of boys), there was a narrowing of the gender gap compared to last year (79% of girls and 69% of boys).
- The staying on rate of pupils known to be from minority ethnic groups is higher than the average for the cohort, standing at 84%. Note that the rate varies between different minority groups ranging from over 90% of Chinese to 70% of Black Caribbean pupils.

Work and training

- A total of 611 school leavers (11.9%) entered employment or work-based training which continues the downward trend of recent years: 12.7% in 2003 and 13.4% in 2002.
- Once again significantly more boys than girls chose to enter the labour market, accounting for nearly two thirds of those entering work and training.
- Of the total entering employment, 48% had planned training compared to 43% in 2002. Planned training includes apprenticeships outside of government sponsored programmes, day release, training towards a recognised qualification or a defined company training programme.
- Of those entering training, the majority did not have employment status.

Unemployed/Unknown

- 6.4% of the cohort was identified as not in education, employment or training at the time of the survey, compared to 8% in 2002. Of these 44% had registered with us by 31st October 2004.
- 1.9% of the cohort did not respond to the survey, a significant decrease compared to previous years and reflecting the efforts made by the Company to follow up all pupils.

Year 12 (2177 pupils)

- The vast majority of year 12 students opted to remain in school (83.4%). Of the remainder 8.4% left school to enrol at college, 3.5 % entered employment or work based training (a drop from 6.2% in 2003) and 1.8% were known to be unemployed. 2.3% did not respond to the survey.

Year 13 (2043 pupils)

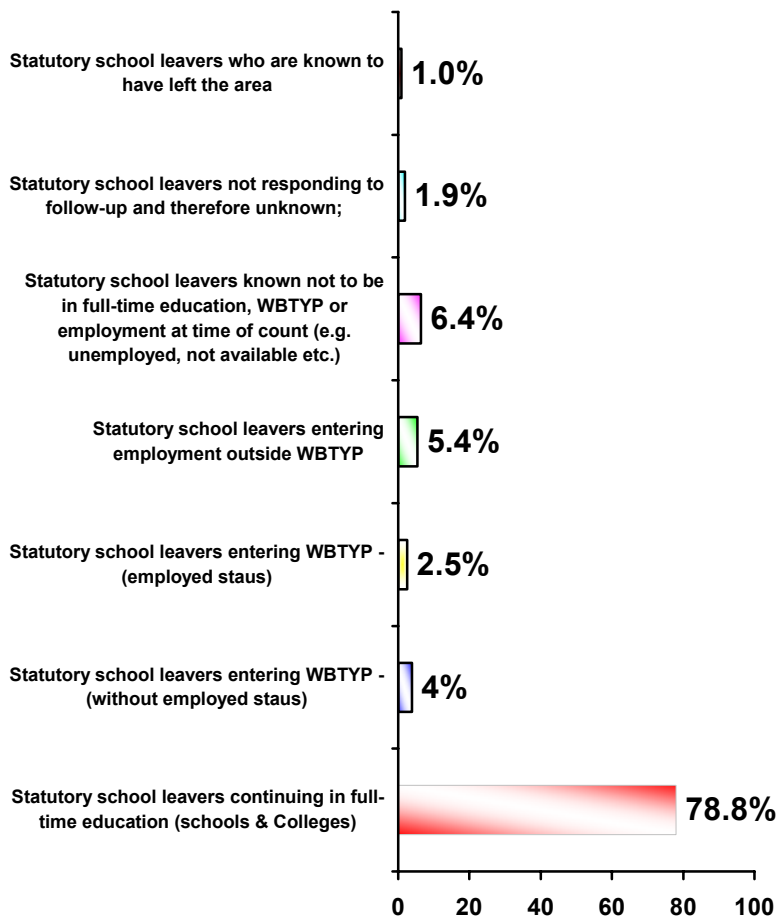
- 75.6% remained in full time education, the majority progressing to higher education (55.7% of the cohort). This is a decrease from 83.6% last year. However there has been a change in the categorisation of those taking a gap year and whereas these were previously included with those entering HE, they are now included according to what they actually doing at the time of the survey eg in employment, or in the case of those who are travelling, 'not available for work'. This accounts for the corresponding increase in these categories. Of those going onto Higher Education, 54% were girls and 46% boys.
- Of those not entering HE, 11% returned to school and 9% continued their education at FE College.
- Of those not continuing in education, 15.4% entered the labour market, the overwhelming majority into employment rather than training. Many of these intend to enter HE in 2006. 5.8% are known not to be in employment, education or training; this includes school leavers travelling on a gap year at the time of the survey.

Destination of Year 11 School Leavers – 2004

(Cardiff and Vale)

	Continuing in full-time education (schools & colleges)	Entering work based training – non employed status	Entering work based training – employed status	Employed other	Known not to be in full-time education, work based training or employment	Not responding to follow-up and therefore unknown	Statutory school leavers who are known to have left the area	Total Number in Cohort
Male	1957	136	93	161	178	48	30	2603
Female	2104	68	36	117	154	52	19	2550
Total	4061	204	129	278	332	100	49	5153
%	78.8%	4%	2.5%	5.4%	6.4%	1.9%	1.0%	

<i>Male</i>	<i>2603</i>
<i>Female</i>	<i>2550</i>
TOTAL	5153



Destination information was collected as at 31st October 2004.

The destination recorded is the pupil's first permanent one.

2004 Statutory School Leavers continuing in full Time Education	MALE	FEMALE	TOTAL
Statutory school leavers continuing education in year 12 of 11-18 schools	1150	1233	2383
Statutory school leavers continuing education in Colleges and Further Education, Tertiary Colleges, 6 th Form Colleges or other Post 16 Institutions	807	871	1678

2004 Statutory School Leavers Entering Employment Outside Work Based Training	MALE	FEMALE	TOTAL
Statutory school leavers in employment with planned training	75	60	135
Statutory school leavers in employment without planned training	86	57	143

2004 Statutory School Leavers - Ethnic Minority Breakdown

	Continuing in full-time education (schools & colleges)	Entering work based training – non employed status	Entering work based training – employed status	Employed other	Known not to be in full-time education, work based training or employment	Not responding to follow-up and therefore unknown / or left the area	TOTAL
White	3459	184	118	223	251	89	4324
Black African	42	1			3	1	47
Black Caribbean	12	2	1	1	1		17
Indian	63	1		6	4		74
Pakistani	43	1		2	2	2	50
Bangladesh	47	1		1	1		50
Chinese	12					1	13
Any other group	163	9	2	12	13	5	204
No information on ethnicity	220	5	8	33	57	51	374
TOTAL	4061	204	129	278	332	149	5153

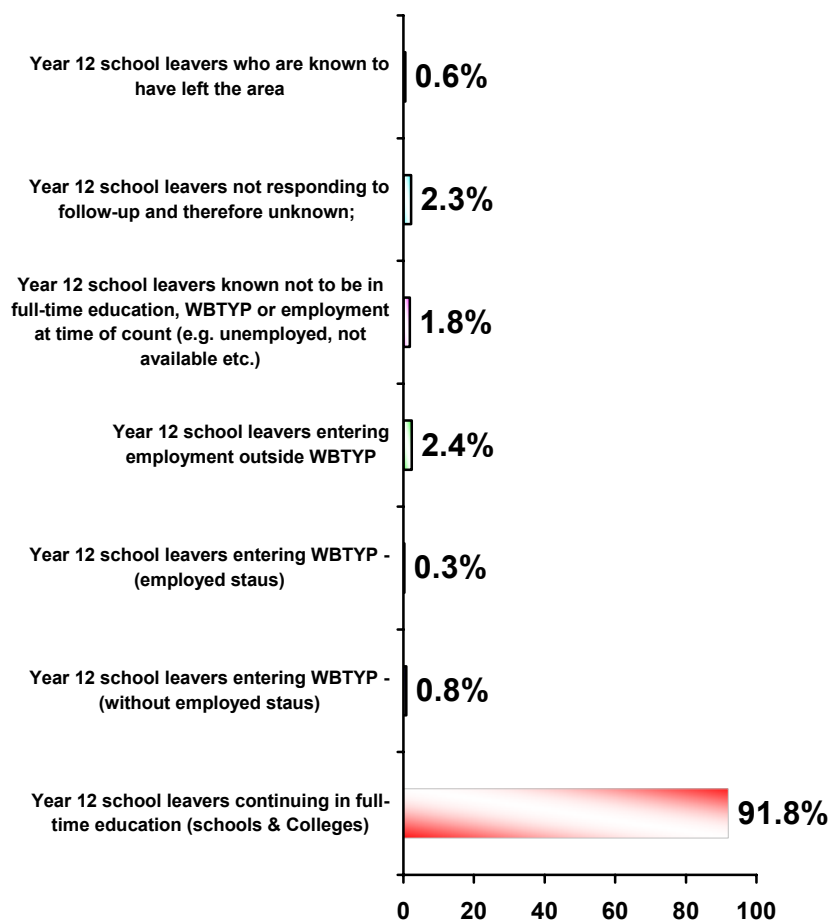
Destination information was collected as at 31st October 2004.
The destination recorded is the pupil's first permanent one.

Destination of Year 12 School Leavers – 2004

(Cardiff and Vale)

	Continuing in full-time education (schools & colleges)	Entering work based training – non employed status	Entering work based training – employed status	Employed other	Known not to be in full-time education, work based training or employment	Not responding to follow-up and therefore unknown	Statutory school leavers who are known to have left the area	Total Number in Cohort
Male	956	8	6	24	20	28	3	1045
Female	1044	9		29	20	21	9	1132
Total	2000	17	6	53	40	49	12	2177
%	91.8%	0.8%	0.3%	2.4%	1.8%	2.3%	0.6%	

<i>Male</i>	<i>1045</i>
<i>Female</i>	<i>1132</i>
TOTAL	2177



Destination information was collected as at 31st October 2004.

The destination recorded is the pupil's first permanent one.

2004 Year 12 School Leavers continuing in full Time Education	MALE	FEMALE	TOTAL
Year 12 school leavers continuing in Year 13 of 11-18 schools	866	950	1816
Year 12 school leavers continuing education in Colleges of Further Education, Tertiary Colleges, 6 th Form Colleges or Post 16 Institutions	90	94	184

2004 Year 12 School Leavers Entering Employment Outside Work Based Training	MALE	FEMALE	TOTAL
Year 12 school pupils in employment with planned training	12	16	28
Year 12 school leavers in employment without planned training	12	13	25

2004 Year 12 School Leavers - Ethnic Minority Breakdown

	Continuing in full-time education (schools & colleges)	Entering work based training – non employed status	Entering work based training – employed status	Employed other	Known not to be in full-time education, work based training or employment	Not responding to follow-up and therefore unknown / or left the area	TOTAL
White	1630	15	6	46	35	40	1772
Black African	33			1	1	2	37
Black Caribbean	7						7
Indian	34						34
Pakistani	37				1	2	40
Bangladesh	21			1	2		24
Chinese	9					1	10
Any other group	55	2		4	1	1	63
No information on ethnicity	174			1		15	190
TOTAL	2000	17	6	53	40	61	2177

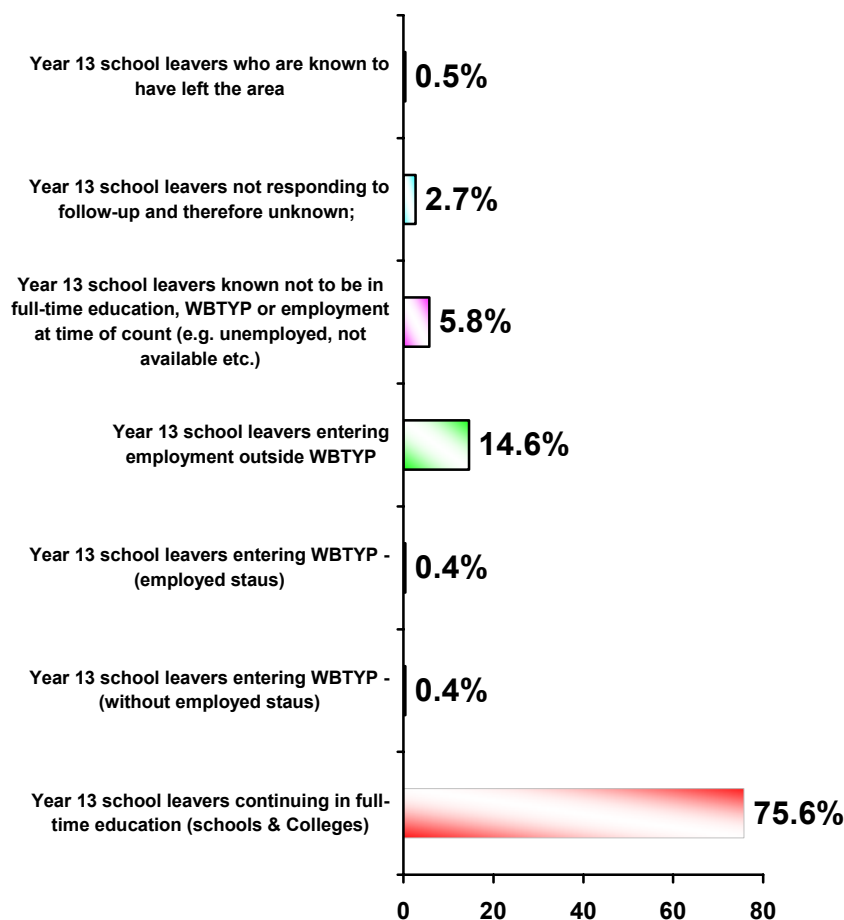
Destination information was collected as at 31st October 2004.
The destination recorded is the pupil's first permanent one.

Destination of Year 13 School Leavers – 2004

(Cardiff and Vale)

	Continuing in full-time education (schools & colleges)	Entering work based training – non employed status	Entering work based training – employed status	Employed other	Known not to be in full-time education, work based training or employment	Not responding to follow-up and therefore unknown	Statutory school leavers who are known to have left the area	Total Number in Cohort
Male	739	5	7	165	61	28	2	1007
Female	807	3	1	133	58	27	7	1036
Total	1546	8	8	298	119	55	9	2043
%	75.6%	0.4%	0.4%	14.6%	5.8%	2.7%	0.5%	

<i>Male</i>	<i>1007</i>
<i>Female</i>	<i>1036</i>
TOTAL	2043



Destination information was collected as at 31st October 2004.

The destination recorded is the pupil's first permanent one.

2004 Year 13 School Leavers continuing in full Time Education	MALE	FEMALE	TOTAL
Year 13 school leavers continuing in Year 14 of 11-18 schools	125	105	230
Year 13 school leavers continuing education in Colleges of Further Education, Tertiary Colleges or 6 th Form Colleges	86	91	177
Year 13 school leavers continuing education in institutes of higher education	528	611	1139

2004 Year 13 School Leavers Entering Employment Outside Work Based Training	MALE	FEMALE	TOTAL
Year 13 school pupils in employment with planned training	42	49	91
Year 13 school leavers in employment without planned training	123	84	207

2004 Year 13 School Leavers - Ethnic Minority Breakdown

	Continuing in full-time education (schools & colleges)	Entering work based training – non employed status	Entering work based training – employed status	Employed other	Known not to be in full-time education, work based training or employment	Not responding to follow-up and therefore unknown / or left the area	TOTAL
White	1317	7	8	266	99	48	1745
Black African	19			4	1	1	25
Black Caribbean	3				2	1	6
Indian	28	1		4	2	2	37
Pakistani	27			5	3	5	40
Bangladesh	22			4	1	3	30
Chinese	15					1	16
Any other group	59			6	6	1	72
No information on ethnicity	56			9	5	2	72
TOTAL	1546	8	8	298	119	64	2043

Destination information was collected as at 31st October 2004.
The destination recorded is the pupil's first permanent one.