

The County of Cardiff

Destinations

2004



(The County of Cardiff)

Points of interest

Year 11 (3625 pupils)

Staying on in education

- This year the percentage of statutory school leavers remaining in full time education was 78.3 % compared to 72.3% in 2003.
- Of those remaining in full time education, 56.4% returned to school and 43.6% went to college. This is an increase of 7.8% returning to school and a corresponding decrease of 7.8% attending college compared to 2003.
- Proportionately, more females than males remained in full time education – 81.7% of the female cohort and 75% of the male cohort.

Entering employment and work based training

- The proportion entering work or work based training has decreased slightly: 11.7% of the cohort in 2004 compared with 13% in 2003.
- 5.7% entered employment (6% last year). 2% of young people entered work based training employed status (Modern Apprenticeships and Foundation Modern Apprenticeships) compared with 2.3% the year before.
- The percentage entering work based training non employed status fell from 4.7% last year to 4%
- Of the 205 entering employment excluding Modern Apprenticeships and Foundation Modern Apprenticeships only 54% had planned training. 53 males and 42 females did not have any planned training.
- Although the ethnic origin of 9% of statutory school leavers is not known, the destinations of those known to be from minority groups indicate that a higher percentage (84%) continued in full time education and a lower percentage (9.4%) chose the work based route.

Unemployed or unknown

- 7.4% of the cohort was identified as known not to be in education, employment or training (8.7% in 2003). 2.1% of young people did not respond to our enquiries at the time of the survey. We will continue to follow these up via phone calls, letters and home visits. A further 0.5% of the cohort has moved away from the area.

Year 12 (1410 pupils)

- An increase in the percentage of young people remaining in full time education – 91.6% compared to 85.6% in 2003. 90.2% remained in school and 9.8% continued their education in college. Of the remainder, 3.5% entered employment or work based training compared to 7.1% in 2003. 2.3% were known not be in education, employment or training at the time of the survey, 2.1% did not respond to the survey and 0.5% had moved away.

Year 13 (1328)

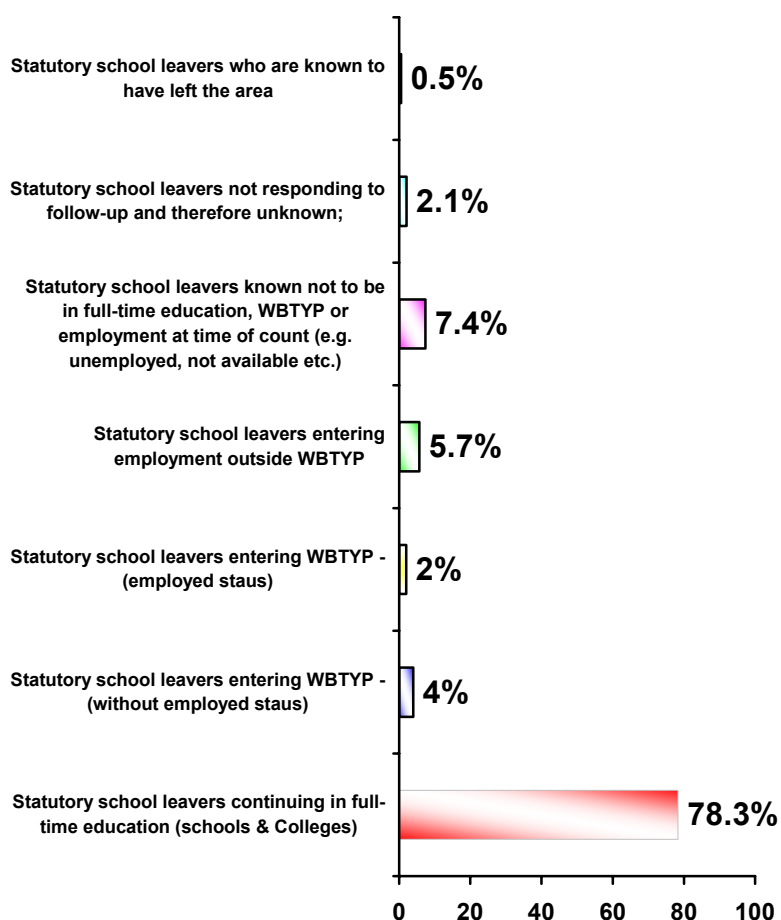
- 76.4% of Year 13 pupils remained in full time education (83.1% in 2003). Of this group 726 (71.5%) entered higher education compared with 841 (83.7%) in 2003. However there has been a change in the categorisation of those taking a gap year. These were previously included with those entering HE but are now included according to what they actually doing at the time of the survey eg in employment, or in the case of those who are travelling 'not available for work'. This accounts for the increase in these categories. Slightly more females (53%) than males (47%) entered higher education.

Destination of Year 11 School Leavers – 2004

(The County of Cardiff)

	Continuing in full-time education (schools & colleges)	Entering work based training – non employed status	Entering work based training – employed status	Employed other	Known not to be in full-time education, work based training or employment	Not responding to follow-up and therefore unknown	Statutory school leavers who are known to have left the area	Total Number in Cohort
Male	1387	103	54	114	148	35	6	1847
Female	1453	42	18	91	122	40	12	1778
Total	2840	145	72	205	270	75	18	3625
%	78.3%	4%	2%	5.7%	7.4%	2.1%	0.5%	

<i>Male</i>	<i>1847</i>
<i>Female</i>	<i>1778</i>
TOTAL	3625



Destination information was collected as at 31st October 2004.
The destination recorded is the pupil's first permanent one.

2004 Statutory School Leavers continuing in full Time Education	MALE	FEMALE	TOTAL
Statutory school leavers continuing education in year 12 of 11-18 schools	799	804	1603
Statutory school leavers continuing education in Colleges and Further Education, Tertiary Colleges, 6 th Form Colleges or other Post 16 Institutions	588	649	1237

2004 Statutory School Leavers Entering Employment Outside Work Based Training	MALE	FEMALE	TOTAL
Statutory school leavers in employment with planned training	61	49	110
Statutory school leavers in employment without planned training	53	42	95

2004 Statutory School Leavers - Ethnic Minority Breakdown

	Continuing in full-time education (schools & colleges)	Entering work based training – non employed status	Entering work based training – employed status	Employed other	Known not to be in full-time education, work based training or employment	Not responding to follow-up and therefore unknown / or left the area	TOTAL
White	2306	127	62	154	195	43	2887
Black African	42	1			3	1	47
Black Caribbean	10	2	1	1	1		15
Indian	50			6	4		60
Pakistani	38	1		2	1	1	43
Bangladesh	47	1		1	1		50
Chinese	11					1	12
Any other group	140	9	2	11	11	4	177
No information on ethnicity	196	4	7	30	54	43	334
TOTAL	2840	145	72	205	270	93	3625

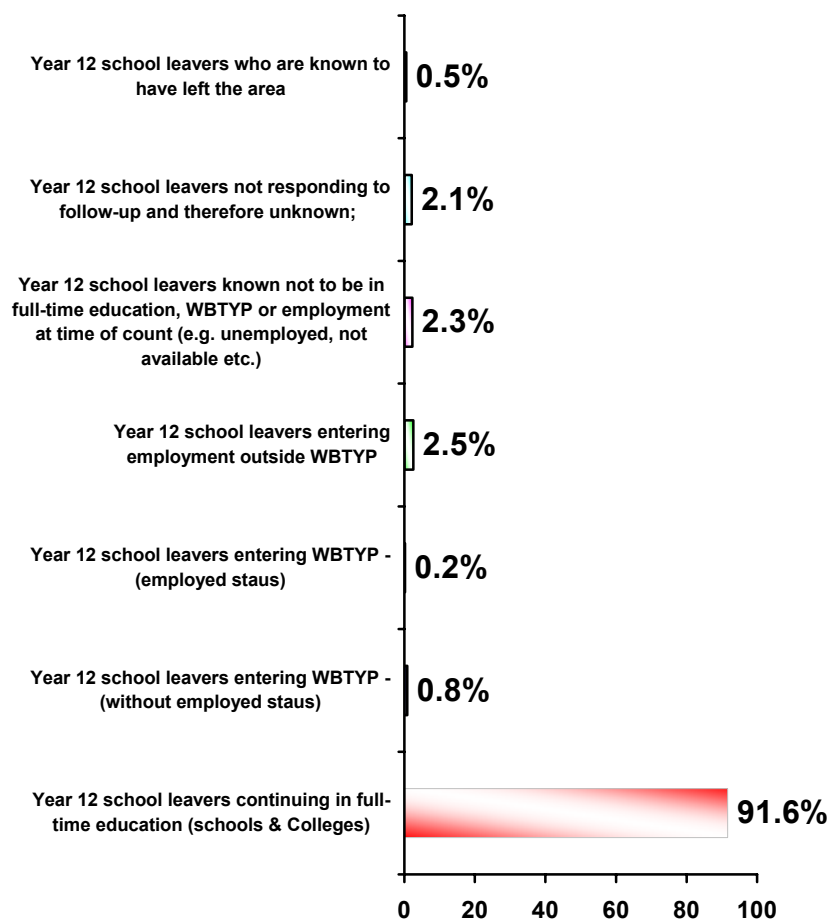
Destination information was collected as at 31st October 2004.
The destination recorded is the pupil's first permanent one.

Destination of Year 12 School Leavers – 2004

(The County of Cardiff)

	Continuing in full-time education (schools & colleges)	Entering work based training – non employed status	Entering work based training – employed status	Employed other	Known not to be in full-time education, work based training or employment	Not responding to follow-up and therefore unknown	Statutory school leavers who are known to have left the area	Total Number in Cohort
Male	620	7	3	13	17	17	2	679
Female	670	5		23	15	13	5	731
Total	1290	12	3	36	32	30	7	1410
%	91.6%	0.8%	0.2%	2.5%	2.3%	2.1%	0.5%	

<i>Male</i>	679
<i>Female</i>	731
TOTAL	1410



Destination information was collected as at 31st October 2004.

The destination recorded is the pupil's first permanent one.

2004 Year 12 School Leavers continuing in full Time Education	MALE	FEMALE	TOTAL
Year 12 school leavers continuing in Year 13 of 11-18 schools	559	604	1163
Year 12 school leavers continuing education in Colleges of Further Education, Tertiary Colleges, 6 th Form Colleges or Post 16 Institutions	61	66	127

2004 Year 12 School Leavers Entering Employment Outside Work Based Training	MALE	FEMALE	TOTAL
Year 12 school pupils in employment with planned training	8	14	22
Year 12 school leavers in employment without planned training	5	9	14

2004 Year 12 School Leavers - Ethnic Minority Breakdown

	Continuing in full-time education (schools & colleges)	Entering work based training – non employed status	Entering work based training – employed status	Employed other	Known not to be in full-time education, work based training or employment	Not responding to follow-up and therefore unknown / or left the area	TOTAL
White	957	10	3	31	27	18	1046
Black African	33				1	2	36
Black Caribbean	6						6
Indian	26						26
Pakistani	31				1	2	34
Bangladesh	20			1	2		23
Chinese	5					1	6
Any other group	49	2		3	1	1	56
No information on ethnicity	163			1		13	177
TOTAL	1290	12	3	36	32	37	1410

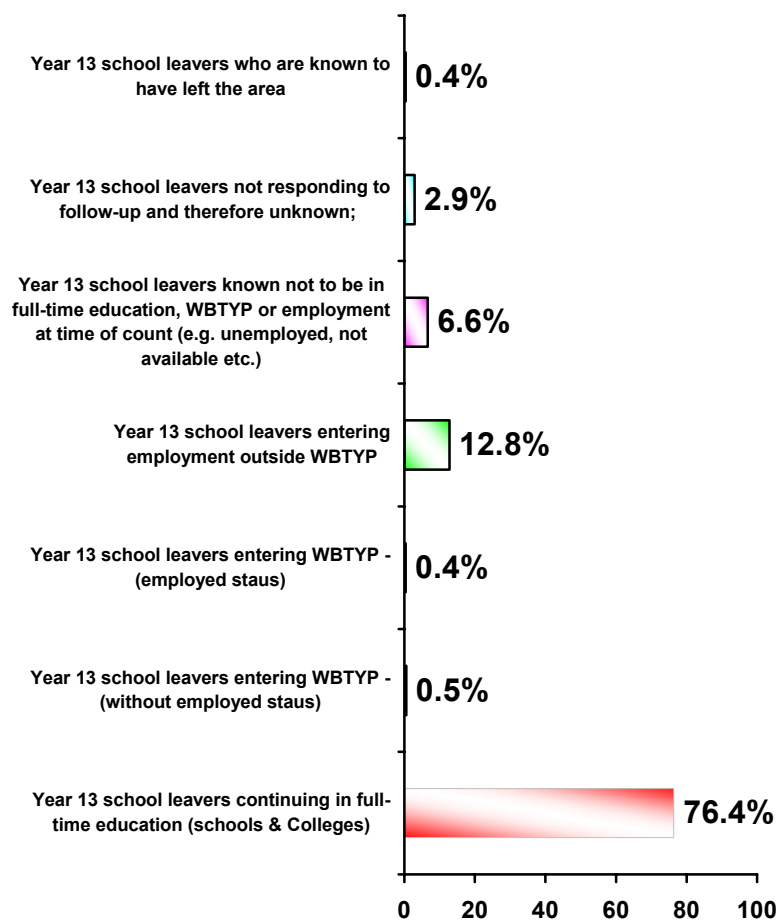
Destination information was collected as at 31st October 2004.
The destination recorded is the pupil's first permanent one.

Destination of Year 13 School Leavers – 2004

(The County of Cardiff)

	Continuing in full-time education (schools & colleges)	Entering work based training – non employed status	Entering work based training – employed status	Employed other	Known not to be in full-time education, work based training or employment	Not responding to follow-up and therefore unknown	Statutory school leavers who are known to have left the area	Total Number in Cohort
Male	507	5	4	98	45	20		679
Female	508	2	1	72	42	19	5	649
Total	1015	7	5	170	87	39	5	1328
%	76.4%	0.5%	0.4%	12.8%	6.6%	2.9%	0.4%	

<i>Male</i>	679
<i>Female</i>	649
TOTAL	1328



Destination information was collected as at 31st October 2004.

The destination recorded is the pupil's first permanent one.

2004 Year 13 School Leavers continuing in full Time Education	MALE	FEMALE	TOTAL
Year 13 school leavers continuing in Year 14 of 11-18 schools	97	67	164
Year 13 school leavers continuing education in Colleges of Further Education, Tertiary Colleges or 6 th Form Colleges	68	57	125
Year 13 school leavers continuing education in institutes of higher education	342	384	726
Year 13 school leavers taking a gap year with a view to moving into HE	0	0	0

2004 Year 13 School Leavers Entering Employment Outside Work Based Training	MALE	FEMALE	TOTAL
Year 13 school pupils in employment with planned training	32	33	65
Year 13 school leavers in employment without planned training	66	39	105

2004 Year 13 School Leavers - Ethnic Minority Breakdown

	Continuing in full-time education (schools & colleges)	Entering work based training – non employed status	Entering work based training – employed status	Employed other	Known not to be in full-time education, work based training or employment	Not responding to follow-up and therefore unknown / or left the area	TOTAL
White	808	6	5	147	72	31	1069
Black African	18			2	1	1	22
Black Caribbean	1				1	1	3
Indian	24	1		4	2	2	33
Pakistani	25			4	1	4	34
Bangladesh	22			4	1	3	30
Chinese	11						11
Any other group	55			3	6	1	65
No information on ethnicity	51			6	3	1	61
TOTAL	1015	7	5	170	87	44	1328

Destination information was collected as at 31st October 2004.
The destination recorded is the pupil's first permanent one.

